

**SATPUDA SHIKSHAN PRASARAK MANDAL'S
VASANTRAO NAIK ARTS, SCIENCE AND
COMMERCE COLLEGE SHAHADA
DIST- NANDURBAR**

PROGRAMME OUTCOMES (POs)

UNDER GRADUATE (UG)

Science

Chemistry

Physics

Mathematics

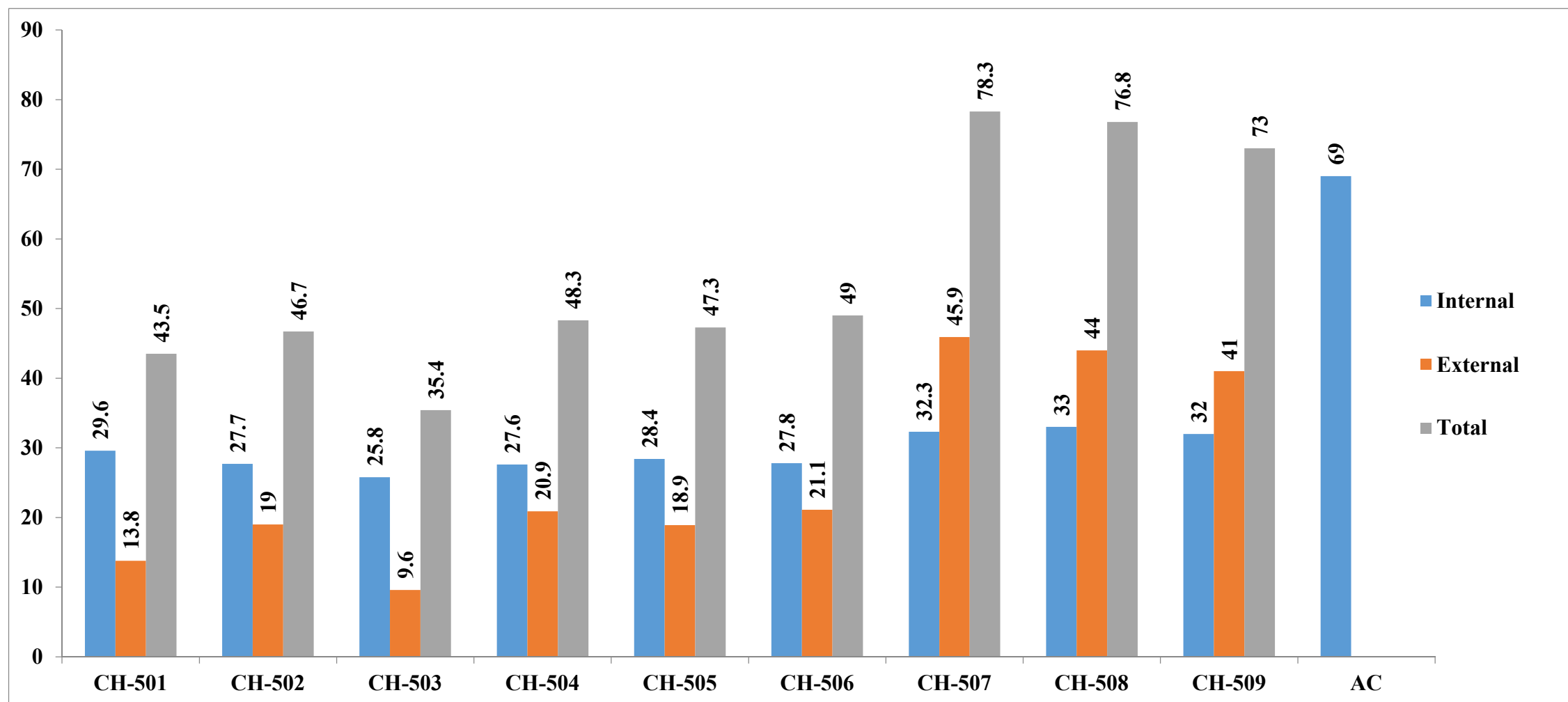
Zoology

Botany

Geography

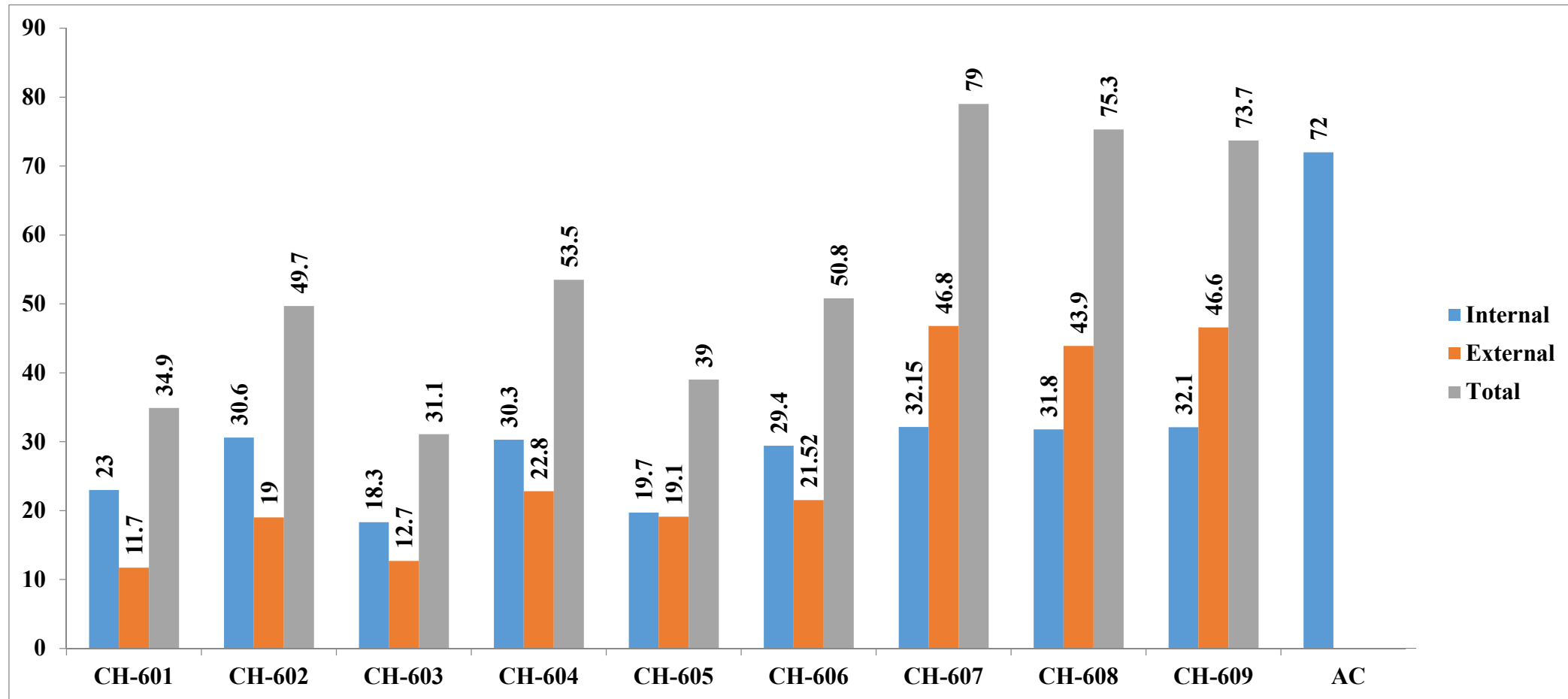
64	361301	2020015400157941	Patil Bhupendra Rohidas	32	11	43	30	26	56	35	4	39	35	25	60	34	32	66	30	28	58	34	40	74	34	42	76	32	46	78	72
65	361302	2020015400149632	Patil Bhushan Manoj	32	25	57	26	24	50	34	2	36	34	24	58	30	31	61	28	24	52	33	40	73	34	50	84	33	51	84	70
66	361303	2020015400167073	Patil Bhunesh Vijay	30	5	35	28	0	28	21	0	21	20	4	24	22	0	22	24	14	38	32	35	67	32	44	76	36	38	68	72
67	361304	2020015400163713	Patil Dipali Ratilal	31	11	42	34	24	58	28	6	34	38	4	42	31	35	66	34	24	58	34	55	89	36	54	90	34	47	81	70
68	361305	2020015400157094	Patil Gayatri Manohar	31	36	67	34	43	77	30	32	62	36	26	32	36	24	60	36	24	60	36	54	90	36	55	91	34	54	88	68
69	361306	2020015400157875	Patil Gayatri Ramesh	30	5	35	25	7	32	25	9	34	27	12	39	28	24	52	25	25	50	28	50	78	28	42	70	31	41	71	64
70	361307	2020015400169942	Patil Jotsana Bharat	30	5	35	30	12	45	29	6	25	35	24	59	26	12	38	18	24	42	32	48	80	33	44	77	32	40	72	66
71	361308	2020015400167057	Patil Kalpesh Dilip	30	14	44	24	3	27	19	4	23	21	3	24	25	3	28	22	1	23	30	40	70	32	40	72	29	31	60	70
72	361309	2020015400155675	Patil Mayur Himmat	24	1	25	24	3	27	28	5	33	28	4	32	27	25	52	24	4	28	32	40	72	32	44	76	28	34	62	72
73	361310	2020015400157071	Patil Puja Suresh	31	24	55	36	43	79	30	14	44	30	24	54	36	27	63	36	24	60	32	54	86	36	54	90	35	52	87	70
74	361311	2020015400157697	Patil Puja Vikas	32	25	57	36	38	74	34	8	42	34	30	64	35	39	74	36	35	71	35	45	80	38	52	90	33	50	83	72
75	361312	2020015400149984	Patil Rupali Dongar	31	28	59	30	24	54	31	12	43	31	24	55	35	8	43	32	29	61	32	45	77	33	45	78	31	51	82	74
76	361313	2020015400269146	Patil Shashikant Madhukar	31	5	36	22	24	46	23	3	26	23	25	48	30	6	36	30	29	59	30	50	80	34	40	74	31	46	77	68
77	361314	2020015400167065	Patil Tejas Sham	29	4	33	23	3	26	16	0	16	16	3	19	23	7	30	22	8	30	30	48	78	30	36	66	27	30	57	64
78	361315	2020015400157972	Patil Varsha Jitendra	30	10	40	24	5	29	27	9	36	29	28	57	33	16	49	34	27	61	35	52	87	35	45	80	32	49	81	62
79	361316	2020015400163187	Patil Varshabai Vijayrao	30	17	47	34	10	44	30	4	34	29	24	53	28	24	52	34	24	58	35	50	82	36	46	82	32	40	72	66
0	361317	2020015400162362	Pawara Nilesh Kisan	31	9	40	30	24	54	24	10	34	29	24	53	28	2	30	30	24	54	34	50	84	34	35	69	32	48	80	68
81	361318	2020015400154061	Pawara Rajesh Prakash	28	1	29	32	24	56	23	5	28	23	0	23	17	0	17	32	0	32	32	40	72	33	45	78	34	33	67	74
82	361319	2020015400157821	Pinjari Najiya Shaikhikbal	32	24	56	32	24	56	16	12	28	36	24	60	37	44	81	20	29	49	32	56	88	32	35	67	24	49	73	70
83	361320	2020015400167115	Rajput balasaheb Lotansing	30	10	40	20	17	37	20	5	25	20	40	60	23	14	37	22	10	32	30	40	70	30	40	70	30	30	60	62
84	361321	2020015400159085	Rajput Pushpendrasing Surendrasing	30	12	42	22	25	47	16	4	20	16	4	20	21	11	32	20	3	23	17	40	67	26	40	66	34	28	62	66
85	361322	2020015400159054	Rajput Vijaysing Premising	30	8	38	24	5	29	23	10	33	23	4	27	30	24	54	24	6	30	27	40	67	28	40	68	28	26	54	68
86	361323	2020015400149961	Shinde Vaishnavi Krushnrao	31	3	34	34	8	42	22	1	23	27	24	51	25	7	32	34	15	49	36	48	84	35	45	80	26	46	72	66
87	361324	2020015400162404	Shirsath Viki Chatur	28	6	34	24	7	31	30	5	35	30	7	37	28	3	31	24	34	58	32	45	77	28	42	70	30	30	60	64
88	361325	2020015400157891	Sonawane Akash Shuklal	20	4	24	16	14	30	16	3	19	25	13	38	17	10	27	16	16	32	30	35	65	28	30	58	20	25	45	70
89	361326	2020015400163775	Sondane Mayur Dagajirao	30	7	37	20	7	27	23	6	29	21	24	45	27	6	33	20	24	44	28	48	76	28	40	68	32	32	64	72
90	361327	2020015400163133	Thakur Kalyani Shashikant	34	11	45	32	24	56	29	6	35	29	45	74	32	24	56	28	28	56	33	45	78	35	44	79	32	45	77	74
91	361328	2020015400162377	Vasave Pramila Ranjya	30	30	60	29	32	61	17	34	51	35	34	69	24	31	55	29	32	61	45	34	79	45	34	79	44	35	79	76
92	361329	2020015400200753	Wagh Bharati Baban	9	27	36	6	32	38	6	17	23	8	18	26	24	26	50	24	34	58	45	36	81	48	33	81	36	30	66	66
93	361330	2020015400157902	Girase Karansing Shanabhau	11	30	41	25	22	47	17	24	41	5	28	33	24	25	49	28	26	54	46	30	76	44	32	76	48	34	82	72
94	361331	2019015400285863	Marathe Yashraj Kishor	37	40	77	40	30	70	37	38	75	58	27	85	44	39	83	39	32	71	32	34	66	38	38	76	30	40	70	68
			Total	2790	1304	4092	2611	1791	4395	2434	911	3335	2601	1971	4545	2676	1778	4454	2621	1991	4611	3040	4316	7363	3117	4159	7226	3015	3861	6866	6508
			Attainment = Total/Student Number	29.6809	13.8723	43.5319	27.7766	19.0532	46.7553	25.8936	9.69149	35.4787	27.6702	20.9681	48.3511	28.4681	18.9149	47.383	27.883	21.1809	49.0532	32.3404	45.9149	78.3298	33.1596	44.2447	76.8723	32.0745	41.0745	73.0426	69.234

T.Y.B.Sc. Chemistry-SEM-V-2022-23 Result



62	361299	2020015400157813	More Mayur Jitendra	17	14	31	27	18	45	17	8	25	30	24	54	17	3	20	26	42	68	32	46	78	32	44	76	34	42	76	72
63	361300	2020015400155482	Nikam Amol Dhanraj	20	5	25	34	24	58	16	10	26	20	28	48	18	25	43	33	33	66	33	35	68	32	50	82	33	28	61	78
64	361301	2020015400157941	Patil Bhupendra Rohidas	24	12	36	28	25	53	22	24	46	38	30	68	20	11	31	28	28	56	32	42	74	32	44	76	30	49	79	76
65	361302	2020015400149632	Patil Bhushan Manoj	34	33	67	34	24	58	26	28	54	38	38	76	26	31	57	33	34	67	34	41	75	34	52	86	32	52	84	74
66	361303	2020015400167073	Patil Bhunesh Vijay	16	6	22	29	3	32	16	1	17	18	4	22	16	4	20	29	7	36	32	37	69	32	43	75	35	44	79	72
67	361304	2020015400163713	Patil Dipali Ratilal	26	5	31	29	15	44	16	7	23	32	12	44	17	5	22	29	18	47	32	56	88	32	53	85	32	48	80	78
68	361305	2020015400157094	Patil Gayatri Manohar	33	27	60	38	41	79	37	29	66	38	39	77	35	37	72	35	59	94	36	55	91	38	54	92	34	59	93	80
69	361306	2020015400157875	Patil Gayatri Ramesh	28	5	33	32	15	47	16	7	23	24	24	48	25	6	31	32	24	56	30	51	81	32	41	73	30	51	81	78
70	361307	2020015400169942	Patil Jotsana Bharat	23	2	25	29	7	36	16	7	23	30	11	41	30	14	44	29	8	37	30	49	79	30	44	74	32	41	73	76
71	361308	2020015400167057	Patil Kalpesh Dilip	16	2	18	29	4	33	16	3	19	29	13	42	16	11	27	29	7	36	32	42	74	32	41	73	28	30	58	76
72	361309	2020015400155675	Patil Mayur Himmat	16	2	18	28	5	33	16	3	19	26	7	33	17	6	23	28	26	54	32	41	73	32	41	73	26	40	66	78
73	361310	2020015400157071	Patil Puja Suresh	34	14	48	36	27	63	38	24	62	38	33	71	22	24	46	32	31	63	33	55	88	36	53	89	33	53	86	80
74	361311	2020015400157697	Patil Puja Vikas	31	24	55	34	28	62	21	24	45	34	24	58	20	33	53	34	26	60	36	45	81	36	51	87	32	52	84	76
75	361312	2020015400149984	Patil Rupali Dongar	31	24	55	34	17	51	21	24	45	31	36	67	28	34	62	33	38	71	33	56	89	33	46	79	34	52	86	72
76	361313	2020015400269146	Patil Shashikant Madhukar	18	9	27	25	12	37	16	11	27	30	7	37	16	11	27	25	28	53	23	51	74	25	39	64	34	43	77	74
77	361314	2020015400167065	Patil Tejas Sham	16	1	17	29	4	33	16	2	18	33	7	40	16	1	17	28	7	35	25	48	73	24	35	59	28	34	62	66
78	361315	2020015400157972	Patil Varsha Jitendra	20	4	24	29	12	41	19	4	23	32	25	57	23	25	48	29	25	54	33	53	86	33	47	80	36	45	81	68
79	361316	2020015400163187	Patil Varshabai Vijayrao	20	11	31	34	18	52	16	11	27	36	9	45	16	9	25	33	17	50	35	50	85	34	47	81	34	38	72	64
0	361317	2020015400162362	Pawara Nilesh Kisan	16	8	24	35	17	52	21	10	31	34	26	60	21	25	46	30	33	63	34	51	85	35	34	69	30	44	74	66
81	361318	2020015400154061	Pawara Rajesh Prakash	16	8	24	29	6	35	16	10	26	30	5	35	17	3	20	29	11	40	30	41	71	30	42	72	16	29	45	80
82	361319	2020015400157821	Pinjari Najiya Shaikhikbal	28	24	52	31	40	71	17	11	28	38	43	81	25	25	50	31	46	77	32	57	89	32	40	72	34	53	87	66
83	361320	2020015400167115	Rajput balasaheb Lotansing	18	6	24	30	10	40	16	13	29	27	30	57	16	14	30	30	16	46	33	41	74	33	38	71	34	28	62	64
84	361321	2020015400159085	Rajput Pushpendrasing Surendrasing	16	6	22	25	26	51	0	5	5	17	35	52	16	24	40	25	6	31	30	40	70	25	38	63	20	27	47	62
85	361322	2020015400159054	Rajput Vijaysing Preamsing	18	10	28	30	14	44	24	5	29	28	9	37	20	9	29	27	34	61	32	40	72	30	40	70	30	27	57	66
86	361323	2020015400149961	Shinde Vaishnavi Krushnrao	22	1	23	32	24	56	16	3	19	34	12	46	18	5	23	26	6	32	34	38	82	32	48	80	32	45	77	66
87	361324	2020015400162404	Shirsath Viki Chatur	22	7	29	29	5	34	17	3	20	21	26	47	16	7	23	29	9	38	28	46	74	28	41	69	28	31	59	62
88	361325	2020015400157891	Sonawane Akash Shuklal	20	7	27	16	8	24	16	5	21	21	11	32	16	12	28	16	26	42	25	37	62	25	35	60	30	27	57	72
89	361326	2020015400163775	Sondane Mavur Dagairao	20	2	22	32	6	38	16	4	20	18	24	42	20	24	44	29	24	53	31	49	80	32	41	73	32	32	64	76
90	361327	2020015400163133	Thakur Kalyani Shashikant	24	10	34	34	7	41	17	4	21	24	26	50	17	26	43	32	24	56	33	46	79	33	47	80	36	50	86	74
91	361328	2020015400162377	Vasave Pramila Ranjya	24	24	48	31	14	45	18	14	32	30	31	61	20	33	53	30	49	69	34	46	80	34	45	79	30	44	74	66
92	361329	2020015400200753	Wagh Bharati Baban	22	7	29	34	24	58	16	4	20	23	27	50	17	7	23	32	24	56	30	47	77	34	48	82	30	29	59	68
93	361330	2020015400157902	Girase Karansing Shanabhau	16	2	18	33	15	48	16	5	21	32	24	56	18	30	48	32	24	56	34	46	80	33	43	76	36	45	81	78
94	361331	2019015400285863	Marathe Yashraj Kishor	22	0	22	33	37	70	27	0	27	28	27	55	32	34	66	32	39	71	33	34	67	20	39	59	24	33	57	68
Total				2179	1106	3288	2878	1794	4672	1721	1203	2924	2882	2144	5034	1857	1799	3668	2764	2023	4779	3023	4402	7435	2990	4134	7084	3023	3913	6931	6782
Attainment = Total/Student Number				23.18085	11.766	34.9787	30.617	19.0851	49.7021	18.3085	12.7979	31.1064	30.6596	22.8085	53.5532	19.7553	19.1383	39.0213	29.4043	21.5213	50.8404	32.1596	46.8298	79.0957	31.8085	43.9787	75.3617	32.1596	41.6277	73.734	72.1489

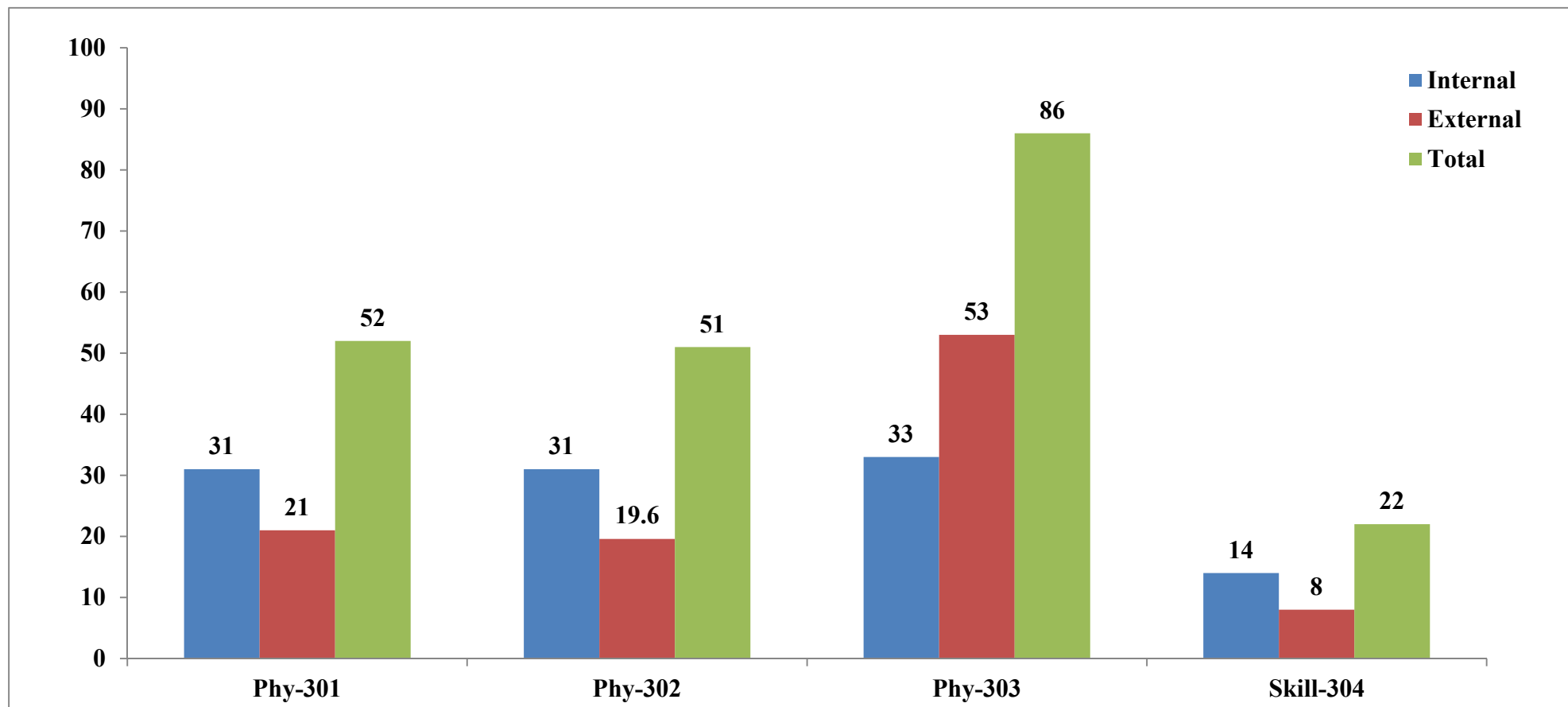
T.Y.B.Sc. Chemistry-SEM-VI-2022-23 Result



SATPUDA SHIKSHAN PRASARAK MANDAL'S
VASANTRAO NAIK ARTS, SCIENCE COLLEGE SHAHADA DIST- NANDURBAR
Result- Academic Year 2022-23 Class -SYBSc

Sr. No	Seat No.	PRN Number	Student's Name	Phy-301			Phy-302			Phy-303			Skill-304		
				CA	UA	To.	CA	UA	To.	CA	UA	To.	CA	UA	To.
1	346188	2021015400208050	Bhoi Yogesh Shankar	23	11	34	23	13	36	25	50	75	34	15	49
2	346194	2021015400211010	Chavan Sanjay Popat	25	16	41	25	17	42	34	49	83	-	-	-
3	346195	2021015400210820	Gaikwad Madhuri Daulat	33	15	48	33	13	46	30	54	84	-	-	-
4	346196	2021015400216080	Gulale Amrapali Shenu	29	13	42	31	17	48	33	53	86	-	-	-
5	346189	2021015400221670	Kalapure Dhanshri Shriram	38	26	64	36	17	53	39	56	95	38	11	49
6	346193	2021015400210960	Khatik Naziya Bi Shaikh Shakil	37	37	74	33	29	62	29	55	84	-	-	-
7	346197	2021015400210500	Koli Harshada Santosh	32	18	50	31	16	47	31	51	82	-	-	-
8	346198	2021015400218640	Koli Vinod Bhika	27	24	51	30	17	47	20	50	70	-	-	-
9	346190	2021015400220580	Marathe Manisha Suresh	34	26	60	36	24	60	38	55	93	35	21	56
10	346199	2021015400217900	Padvi Harishchandra Vishvanath	16	16	32	16	16	32	30	48	78	-	-	-
11	346200	2021015400221590	Patil Pooja Bhagwan	27	20	47	30	16	46	31	51	82	-	-	-
12	346201	2021015400221600	Patil Rupali Prakash	30	25	55	30	17	47	32	50	82	-	-	-
13	346191	2021015400211020	Patil Bhumika Yogesh	36	20	56	36	25	61	40	54	94	36	22	58
14	346186	2021015400210880	Pinjari Aafiya Nijamoddin	36	24	60	37	15	52	37	57	94	39	29	68
15	346202	2021015400210430	Pinjari Firdosh Shabbir	31	25	56	31	24	55	36	53	89	-	-	-
16	346203	2021015400221540	Samudre Ashwini Shantilal	35	26	61	35	26	61	36	55	91	-	-	-
17	346192	2021015400210860	Sonawane Shruti Dipak	39	25	64	36	27	66	38	58	96	39	25	64
18	346187	2021015400210830	Teli Noor Fatema Intezar	34	24	58	34	24	58	35	58	93	37	21	58
Total				562	391	953	563	353	919	594	957	1551	258	144	402
Attainment = Total/Student Number				31.22222222	21.72222222	52.94444444	31.27777778	19.61111111	51.05555556	33	53.16666667	86.16666667	14.33333333	8	22.33333333

Department of Physics



S.Y.B.Sc. Physics -SEM-III-2022 23 Results

2.6.2 Attainment of POs and COs are evaluated.

2.6.2 Attainment of Programme Outcomes and Course Outcomes are evaluated by the institution. (Mapping and Attainment Sheet)

Department of Physics

Academic Year: 2022-23

Class: SYBSc

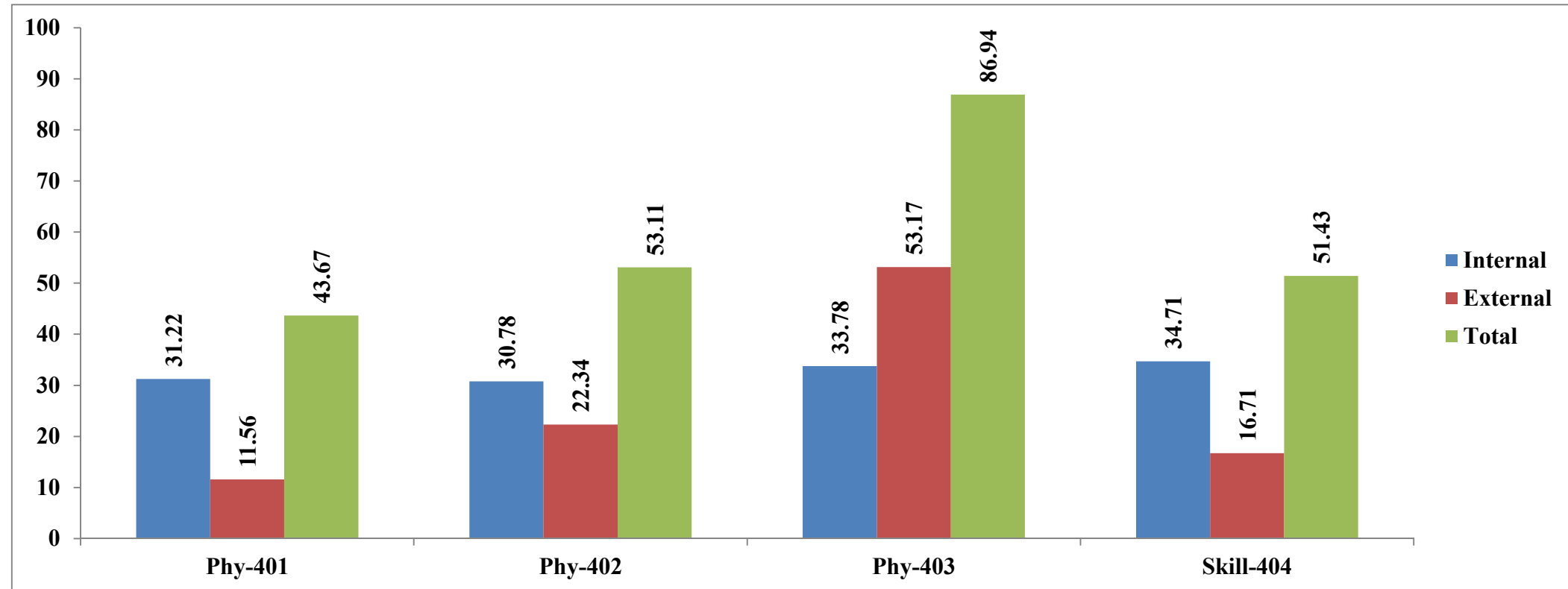
Sem: IV

Exam: April 2023

Teacher: Dr. B. Y. Bagul

Sr. No	Seat No.	PRN Number	Student's Name	Phy-401			Phy-402			Phy-403			Skill-404		
				CA	UA	To.	CA	UA	To.	CA	UA	To.	CA	UA	To.
1	346188	2021015400208050	Bhoi Yogesh Shankar	18	6	24	22	24	46	29	52	81	28	5	33
2	346194	2021015400211010	Chavan Sanjay Popat	29	3	32	28	24	52	31	52	83	-	-	-
3	346195	2021015400210820	Gaikwad Madhuri Daulat	30	6	36	31	17	48	32	53	85	-	-	-
4	346196	2021015400216080	Gulale Amrapali Shenu	27	2	29	28	12	40	31	52	83	-	-	-
5	346189	2021015400221670	Kalapure Dhanshri Shriram	37	9	46	36	24	60	38	57	95	36	6	42
6	346193	2021015400210960	Khatik Naziya Bi Shaikh Shakil	34	43	77	36	26	62	37	56	93	-	-	-
7	346197	2021015400210500	Koli Harshada Santosh	24	6	30	25	24	49	32	50	82	-	-	-
8	346198	2021015400218640	Koli Vinod Bhika	22	5	27	31	16	47	29	48	77	-	-	-
9	346190	2021015400220580	Marathe Manisha Suresh	30	12	42	31	15	46	36	57	93	33	20	53
10	346199	2021015400217900	Padvi Harishchandra Vishvanath	25	6	31	26	12	38	30	47	77	-	-	-
11	346200	2021015400221590	Patil Pooja Bhagwan	27	24	51	25	24	49	35	48	83	-	-	-
12	346201	2021015400221600	Patil Rupali Prakash	28	11	39	26	26	52	34	49	83	-	-	-
13	346191	2021015400211020	Patil Bhumika Yogesh	37	9	46	37	24	61	37	55	92	36	18	54
14	346186	2021015400210880	Pinjari Aafiya Nijamoddin	36	11	47	34	25	59	36	58	94	37	16	53
15	346202	2021015400210430	Pinjari Firdosh Shabbir	30	25	55	31	28	59	33	52	85	-	-	-
16	346203	2021015400221540	Samudre Ashwini Shantilal	31	28	59	36	33	69	33	54	87	-	-	-
17	346192	2021015400210860	Sonawane Shruti Dipak	39	28	67	39	39	78	39	59	98	38	28	66
18	346187	2021015400210830	Teli Noor Fatema Intezar	34	14	48	32	9	41	36	58	94	35	24	59
Total				562	208	786	554	402	956	608	957	1565	243	117	360
Attainment = Total/Student Number				31.22	11.56	43.67	30.78	22.34	53.11	33.78	53.17	86.94	34.71	16.71	51.43

Department of Physics

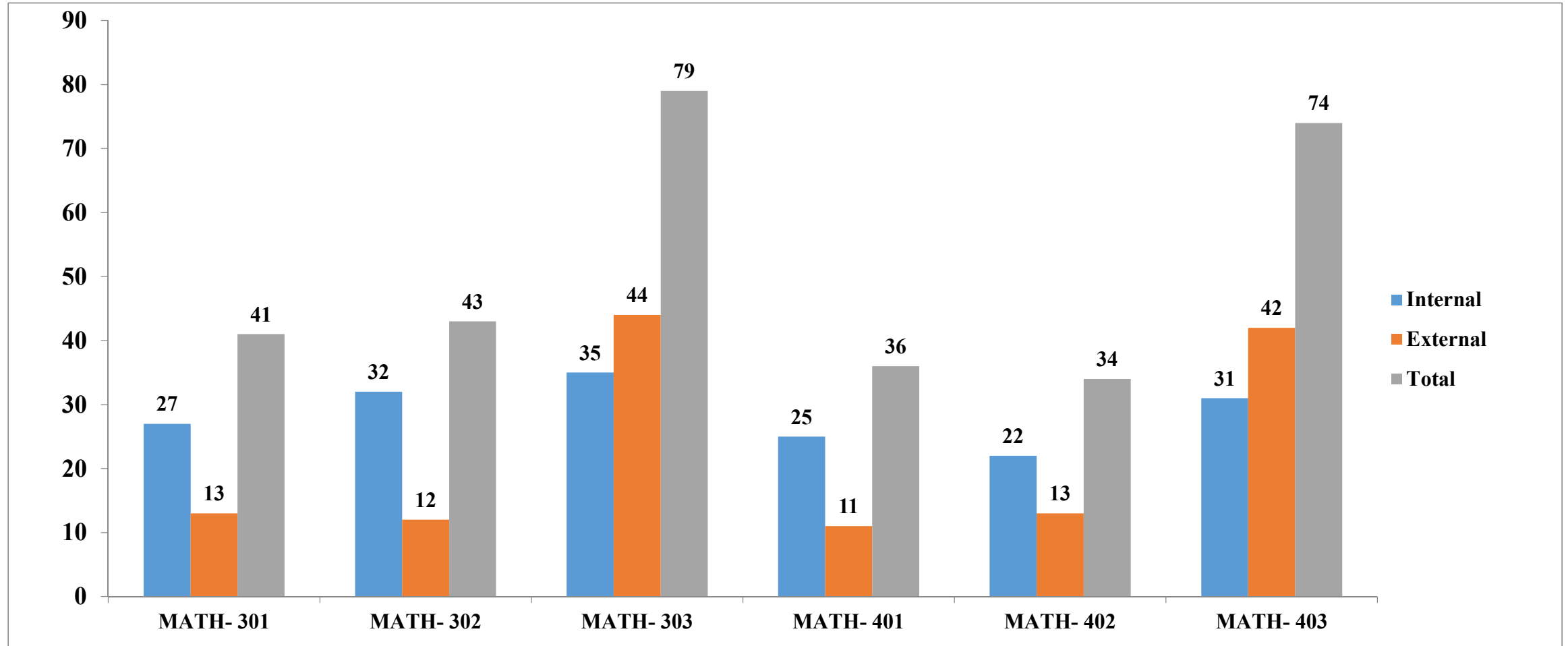


S.Y.B.Sc. Physics -SEM-IV-2022 23 Results

2.6.2 Attainment of POs and COs are evaluated.
2.6.2 Attainment of Programme Outcomes and Course Outcomes are evaluated by the institution. (Mapping and Attainment Sheet)
Department of Mathematics **Academic Year: 2022-23** **Class: SYBSc** **Sem: III** **Exam: April/May-2022-23**

Sr. No.	Seat Number	PRN No	Name of the Student	MATH- 301			MATH- 302			MATH- 303			MATH- 401			MATH- 402			MATH- 403		
				Int	Ext	Total	Int	Ext	Total	Int	Ext	Total	Int	Ext	Total	Int	Ext	Total	Int	Ext	Total
				40	60	100	40	60	100	40	60	100	40	60	100	40	60	100	40	60	100
1	346186	202101540021 0884	Pinjari Aafiya Nijamoddin	29	20	49	36	6	42	36	46	82	32	15	47	30	3	33	37	46	93
2	346187	202101540021 0837	Teli Noor Fatema Intezar	30	25	55	35	9	44	36	44	80	28	12	40	23	24	47	37	43	80
3	346188	202101540020 8057	Bhoi Yogesh Shankar	21	7	28	29	7	34	36	39	75	16	7	23	16	6	22	28	42	70
4	346189	202101540022 1673	Kalapure Dhanshri Shriram	28	14	42	30	4	34	36	41	77	22	9	31	19	9	28	31	39	70
5	346190	202101540022 0581	Marathe Manisha Suresh	30	16	46	32	13	45	36	41	77	23	10	33	16	25	41	36	39	75
6	346191	202101540021 1021	Patil Bhumika Yogesh	29	8	37	34	11	45	38	53	91	35	12	47	31	11	34	32	47	79
7	346192	202101540021 0861	Sonawane Shruti Dipak	29	11	40	31	12	43	38	52	90	31	14	45	28	27	55	37	42	79
8	346193	202101540021 0965	Khatik Naziya Bi Shaikh Shakil	28	24	52	32	25	57	38	57	95	30	30	60	28	32	60	37	51	88
9	346194	202101540021 1013	Chavhan Sanjay Popat	27	10	37	32	11	43	36	40	76	25	8	33	19	10	29	28	40	68
10	346195	202101540021 0822	Gaikwad Madhuri Daulat	28	10	38	34	15	49	36	39	75	29	10	39	20	12	32	27	48	75
11	346196	202101540021 6084	Gulale Amrapali Senu	29	5	34	30	15	45	32	43	75	19	7	26	16	6	22	32	41	73
12	346197	202101540021 0501	Koli Harshada Santosh	22	24	46	30	8	38	32	38	70	26	9	35	16	5	21	31	37	68
13	346198	202101540021 8647	Koli Vinod Bhika	27	9	36	33	24	57	32	42	76	27	7	34	25	7	32	25	42	67
14	346199	202101540021 7903	Padvi Harishchandra Vishvanath	21	5	26	29	4	33	32	42	74	19	8	27	21	3	24	18	36	54
15	346200	202101540022 1592	Patil Puja Bhagwan	29	8	37	34	6	40	34	41	75	19	7	26	19	6	25	28	40	68
16	346201	202101540022 1603	Patil Rupali Prakash	28	13	41	34	9	43	34	38	72	20	12	32	20	6	26	28	38	66
17	346202	202101540021 0435	Pinjari Firdosh Shabbir	29	11	40	30	24	54	36	50	86	21	16	37	23	17	40	34	43	77
18	346203	202101540022 1545	Samudre Ashwini Shantilal	29	24	53	30	5	35	36	45	81	26	9	35	23	17	40	36	41	77
			Total	493	230	737	575	208	781	634	791	1427	448	202	650	393	226	611	562	755	1327
			Attainment = Total/Student Number	27.3889	12.7778	40.9444	31.9444	11.5556	43.3889	35.2222	43.9444	79.2778	24.8889	11.2222	36.1111	21.8333	12.5556	33.9444	31.2222	41.9444	73.7222

S.Y.B.Sc. MATH -SEM-III & IV-2022-23 Results



2.6.2 Attainment of POs and COs are evaluated.

2.6.2 Attainment of Programme Outcomes and Course Outcomes are evaluated by the institution. (Mapping and Attainment Sheet)

Department of Zoology

Academic Year: 2022-23

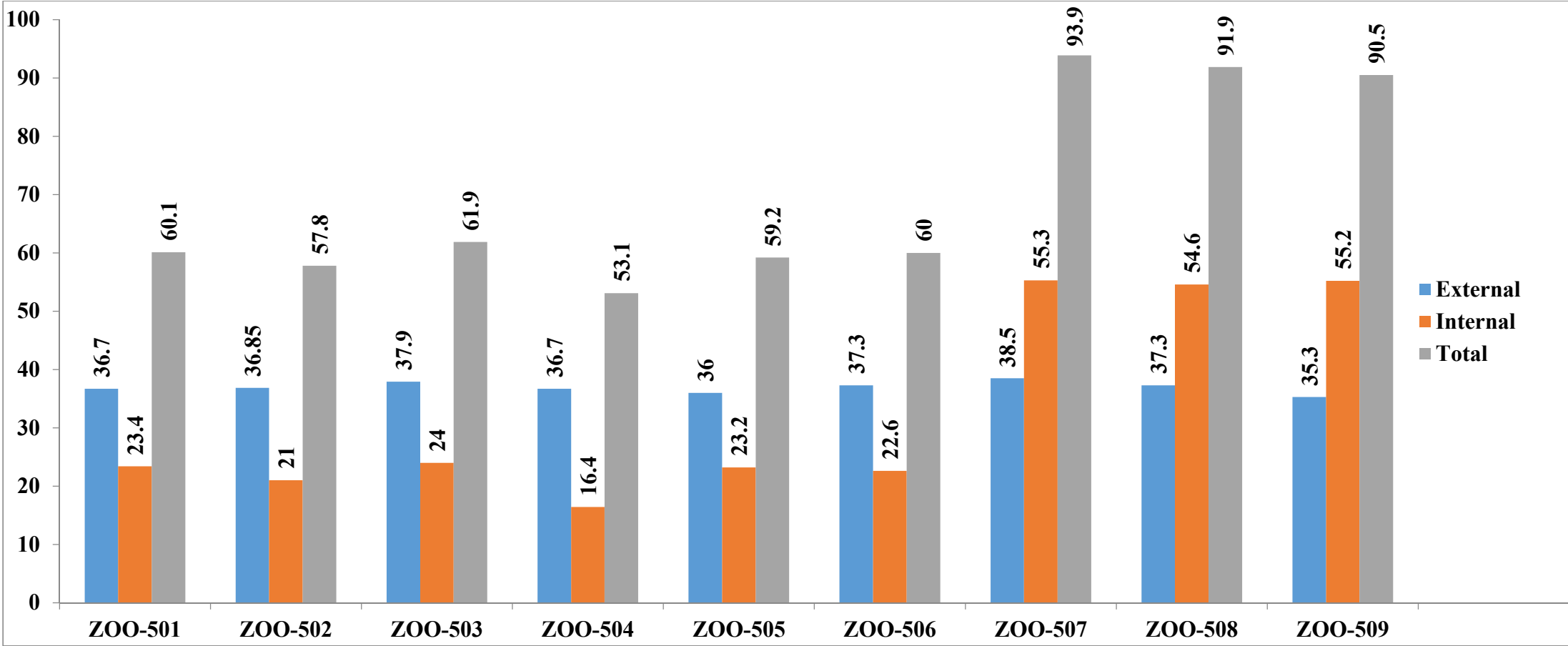
Class: TYBSc

Sem: V

Exam: April/May-2022- 2023

Sr. No.	Seat Number	PRN No	Name of the Student	ZOO- 501			ZOO- 502			ZOO- 503			ZOO-504			ZOO-505			ZOO-506 (B)			ZOO-507			ZOO- 508			ZOO- 509		
				Int	Ext	Total	Int	Ext	Total	Int	Ext	Total	Int	Ext	Total	Int	Ext	Total	Int	Ext	Total	Int	Ext	Total	Int	Ext	Total	Int	Ext	Total
				40	60	100	40	60	100	40	60	100	40	60	100	40	60	100	40	60	100	40	60	100	40	60	100	40	60	100
1	361332	2020015400155524	Borase Gayatri Damu	36	26	62	36	25	61	38	31	69	34	24	58	36	6	42	34	14	48	39	54	93	38	55	93	30	55	85
2	361333	2020015400144727	Bramhane Aamrapali Ravindra	35	24	59	35	24	59	36	9	45	36	8	44	34	14	48	37	24	61	39	54	93	36	53	89	32	54	86
3	341334	2020015400155667	Chaudhari Shushmita Vijay	34	24	58	34	4	38	35	14	49	32	4	36	35	2	37	36	24	60	37	50	87	36	50	86	34	51	85
4	361335	2020015400149945	Dhobale Pragati Jagdish	40	30	70	40	24	64	39	32	71	40	33	73	36	28	64	39	27	66	40	59	99	40	59	99	35	59	94
5	361336	2020015400157612	Girase RinaMachindre	37	31	68	37	24	61	39	25	64	39	13	52	32	33	65	39	31	70	39	57	96	37	55	92	33	56	89
6	361337	2020015400154111	Jadhav Rajshri Manohar	39	11	50	39	24	63	39	24	63	36	13	49	35	24	59	38	18	56	39	56	95	38	52	90	36	55	91
7	361338	2020015400169957	Khairnar Gayatri Kailas	37	25	62	37	26	63	39	29	68	38	24	62	36	38	74	38	24	62	39	55	94	39	53	92	37	54	91
8	361339	2020015400155652	Marathe Arati Pralhad	36	24	60	36	8	44	38	25	63	37	24	61	37	29	66	37	27	64	39	52	91	39	51	90	35	51	86
9	361340	2020015400155501	Marathe Lina Vasant	39	26	65	38	25	63	39	26	65	38	25	63	38	40	78	39	33	72	40	59	99	39	58	97	38	59	97
10	361341	2020015400159062	Pathan Nurus Saheer Aslam Khan	37	24	61	35	26	61	38	30	68	33	14	47	36	16	52	37	24	61	38	55	93	36	54	90	34	55	89
11	361342	2020015400163705	Patil Pallavi Anil	37	24	61	39	30	69	38	27	65	35	28	63	36	33	69	38	24	62	39	56	95	39	56	95	36	56	92
12	361343	2020015400157651	Patil Priyanka Suresh	37	6	43	36	12	48	39	26	65	36	24	60	38	25	63	38	24	62	39	57	96	37	55	92	38	57	95
13	361344	2020015400157063	Patil Rajeshwari Yogesh	34	4	38	35	3	38	38	5	43	38	6	44	37	27	64	38	24	62	36	56	92	37	57	94	37	56	93
14	361345	2020015400149976	Pawar Neha Ashok	38	25	63	38	25	63	37	24	61	38	AB	38	32	24	56	37	8	45	39	58	97	37	54	91	37	57	94
15	361346	2020015400162354	Pawar Sonali Makkan	35	24	59	35	14	49	38	10	48	39	6	45	36	9	45	36	9	45	38	56	94	38	56	94	34	55	89
16	361347	2020015400169903	Pawara Anil Karansing	36	24	60	38	24	62	37	26	63	37	11	48	36	24	60	36	26	62	39	54	93	36	54	90	35	54	89
17	361348	2020015400163172	Pawara Jitendra Manilal	36	24	60	37	24	61	37	26	63	36	9	45	35	27	62	37	26	63	38	52	90	36	52	88	37	53	90
18	361349	2020015400184156	Pawara Ravindra Chima	38	32	70	36	32	68	36	38	74	36	25	61	37	25	62	37	24	61	38	51	89	37	51	88	36	52	88
19	361350	2020015400157635	Raul Jaysri Suvarnsing	37	26	63	36	24	60	39	14	53	38	24	62	38	5	43	36	9	45	38	55	93	37	55	92	37	54	91
20	361351	2020015400154084	Siddiki Rehana Pravin M.Sajid	37	28	65	37	27	64	38	32	70	37	6	43	37	27	64	39	25	64	38	57	95	36	57	93	34	58	92
21	361352	2020015400159031	Valvi Rajnandini Suresh	36	29	65	38	16	54	38	31	69	38	24	62	38	32	70	37	32	69	38	59	97	36	59	95	36	59	95
			Total	771	491	1262	772	441	1213	795	504	1299	771	345	1116	755	488	1243	783	477	1260	809	1162	1971	784	1146	1930	741	1160	1901
			Attainment = Total/Student Number	36.7143	23.381	60.0952	36.7619	21	57.7619	37.8571	24	61.8571	36.7143	16.4286	53.1429	35.9524	23.2381	59.1905	37.2857	22.7143	60	38.5238	55.3333	93.8571	37.3333	54.5714	91.9048	35.2857	55.2381	90.5238

T.Y.B.Sc. ZOO SEM-V-2022-23



2.6.2 Attainment of POs and COs are evaluated.

2.6.2 Attainment of Programme Outcomes and Course Outcomes are evaluated by the institution. (Mapping and Attainment Sheet)

Department of Zoology

Academic Year: 2022-23

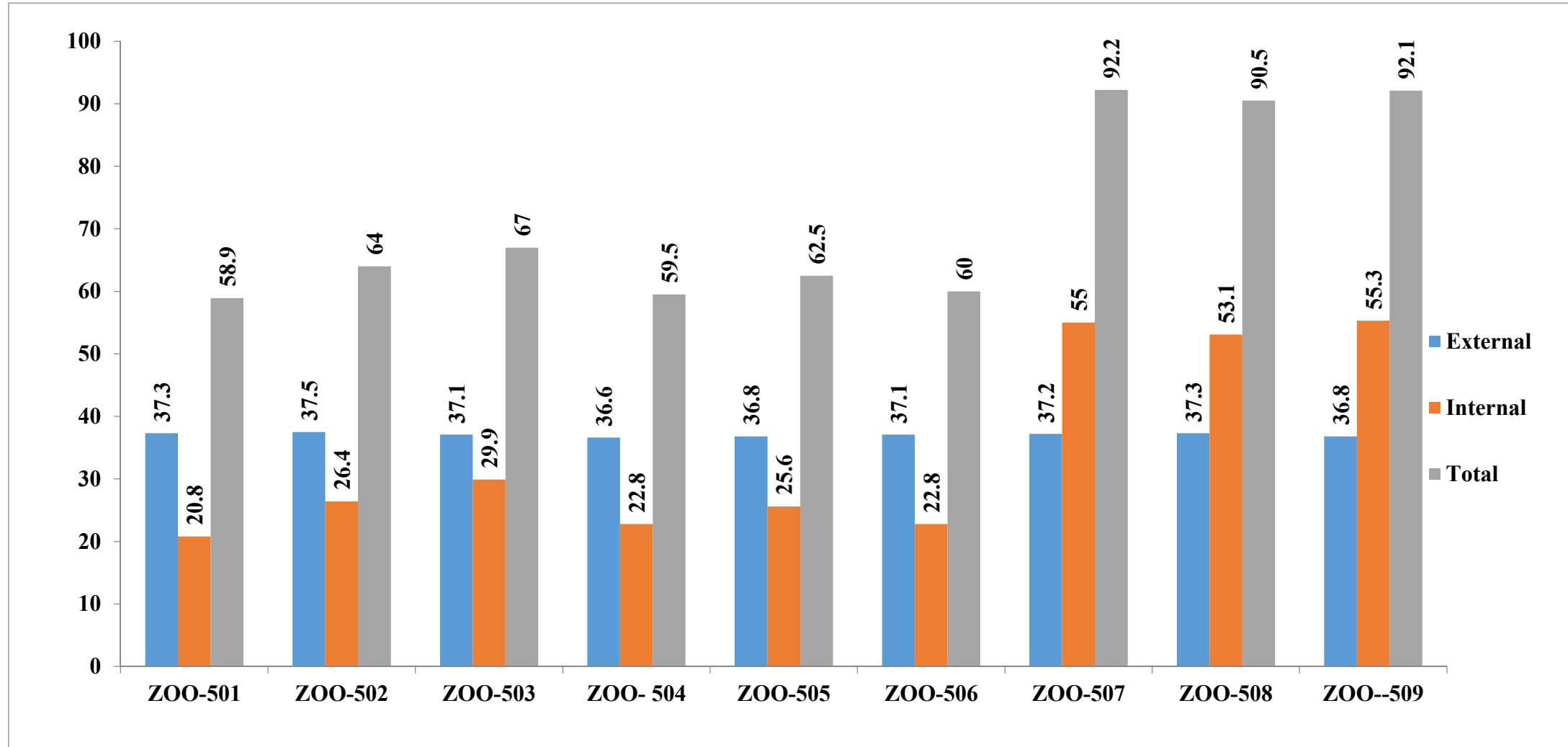
Class: TYBSc

Sem: VI

Exam: April/May-2022-2023

Sr. No.	Seat Number	PRN No	Name of the Student	ZOO- 601			ZOO- 602			ZOO- 603			ZOO-604			ZOO-605			ZOO-606 (B)			ZOO-607			ZOO- 608			ZOO- 609		
				Int	Ext	Total	Int	Ext	Total	Int	Ext	Total	Int	Ext	Total	Int	Ext	Total	Int	Ext	Total	Int	Ext	Total	Int	Ext	Total	Int	Ext	Total
1	361332	2020015400155524	Borase Gayatri Damu	38	24	62	37	29	66	39	24	63	36	24	60	37	24	61	39	26	65	38	55	93	38	53	91	37	56	93
2	361333	2020015400144727	Bramhane Aamrapali Ravindra	38	24	62	36	32	68	38	41	79	38	17	55	38	32	70	37	15	52	38	54	92	37	54	91	37	55	92
3	341334	2020015400155667	Chaudhari Shushmita Vijay	37	14	51	36	24	60	35	29	64	35	13	48	34	28	62	36	13	49	36	51	87	36	50	86	35	52	87
4	361335	2020015400149945	Dhobale Pragati Jagdish	39	35	74	39	40	79	39	49	88	38	30	68	39	30	69	40	41	81	40	58	98	39	55	94	39	59	98
5	361336	2020015400157612	Girase RinaMachindre	38	24	62	39	26	65	36	30	66	36	28	64	36	30	66	37	8	45	37	53	90	38	52	90	37	55	92
6	361337	2020015400154111	Jadhav Rajshri Manohar	37	24	61	38	27	65	37	24	61	37	17	54	36	24	60	36	29	65	36	54	90	39	51	90	36	54	90
7	361338	2020015400169957	Khairnar Gayatri Kailas	38	24	62	39	25	64	37	24	61	36	33	69	37	30	67	36	31	67	38	53	91	38	52	90	37	53	90
8	361339	2020015400155652	Marathe Arati Pralhad	32	24	56	39	27	66	32	24	56	37	8	45	38	13	51	33	28	61	32	52	84	36	50	86	37	51	88
9	361340	2020015400155501	Marathe Lina Vasant	39	25	64	39	29	68	39	42	81	37	34	71	38	26	64	40	26	66	40	58	98	39	55	94	38	59	97
10	361341	2020015400159062	Pathan Nurus Saher Aslam Khar	37	10	47	38	29	67	36	30	66	36	24	60	35	25	60	37	8	45	38	56	94	38	53	91	36	55	91
11	361342	2020015400163705	Patil Pallavi Anil	38	16	54	38	25	63	39	32	71	34	28	62	35	32	67	38	24	62	38	56	94	37	52	89	35	56	91
12	361343	2020015400157651	Patil Priyanka Suresh	34	12	46	37	26	63	37	35	72	35	8	43	35	27	62	36	32	68	34	57	91	38	53	91	36	57	93
13	361344	2020015400157063	Patil Rajeshwari Yogesh	36	13	49	38	17	55	35	25	60	37	7	44	36	16	52	34	25	59	36	56	92	37	55	92	35	56	91
14	361345	2020015400149976	Pawar Neha Ashok	39	25	64	38	26	64	39	24	63	38	26	64	37	29	66	39	26	65	38	58	96	37	54	91	37	57	94
15	361346	2020015400162354	Pawar Sonali Makkan	37	13	50	37	11	48	38	24	62	39	9	48	39	11	50	38	7	45	37	55	92	38	51	89	39	55	94
16	361347	2020015400169903	Pawara Anil Karansing	38	24	62	36	31	67	37	27	64	37	25	62	38	24	62	37	28	65	38	54	92	35	53	88	38	56	94
17	361348	2020015400163172	Pawara Jitendra Manilal	37	25	62	35	25	60	37	24	61	38	24	62	38	24	62	37	27	64	37	52	89	36	51	87	37	52	89
18	361349	2020015400184156	Pawara Ravindra Chima	38	28	66	36	32	68	38	29	67	37	27	64	37	24	61	38	8	46	38	53	91	35	54	89	36	53	89
19	361350	2020015400157635	Raul Jaysri Suvarnsing	37	8	45	39	14	53	36	24	60	37	27	64	38	27	65	36	15	51	36	55	91	38	54	92	38	54	92
20	361351	2020015400154084	Siddiki Rehana Pravin M.Sajid	38	15	53	37	30	67	37	34	71	33	35	68	34	28	62	38	31	69	38	57	95	38	58	96	35	58	93
21	361352	2020015400159031	Valvi Rajnandini Suresh	39	31	70	38	31	69	39	34	73	39	36	75	39	35	74	39	32	71	39	59	98	38	57	95	39	59	98
			Total	784	438	1222	789	556	1345	780	629	1409	770	480	1250	774	539	1313	781	480	1261	782	1156	1938	785	1117	1902	774	1162	1936
			Attainment = Total/Student Number	37.3333	20.8571	58.1905	37.5714	26.4762	64.0476	37.1429	29.9524	67.0952	36.6667	22.8571	59.5238	36.8571	25.6667	62.5238	37.1905	22.8571	60.0476	37.2381	55.0476	92.2857	37.381	53.1905	90.5714	36.8571	55.3333	92.1905

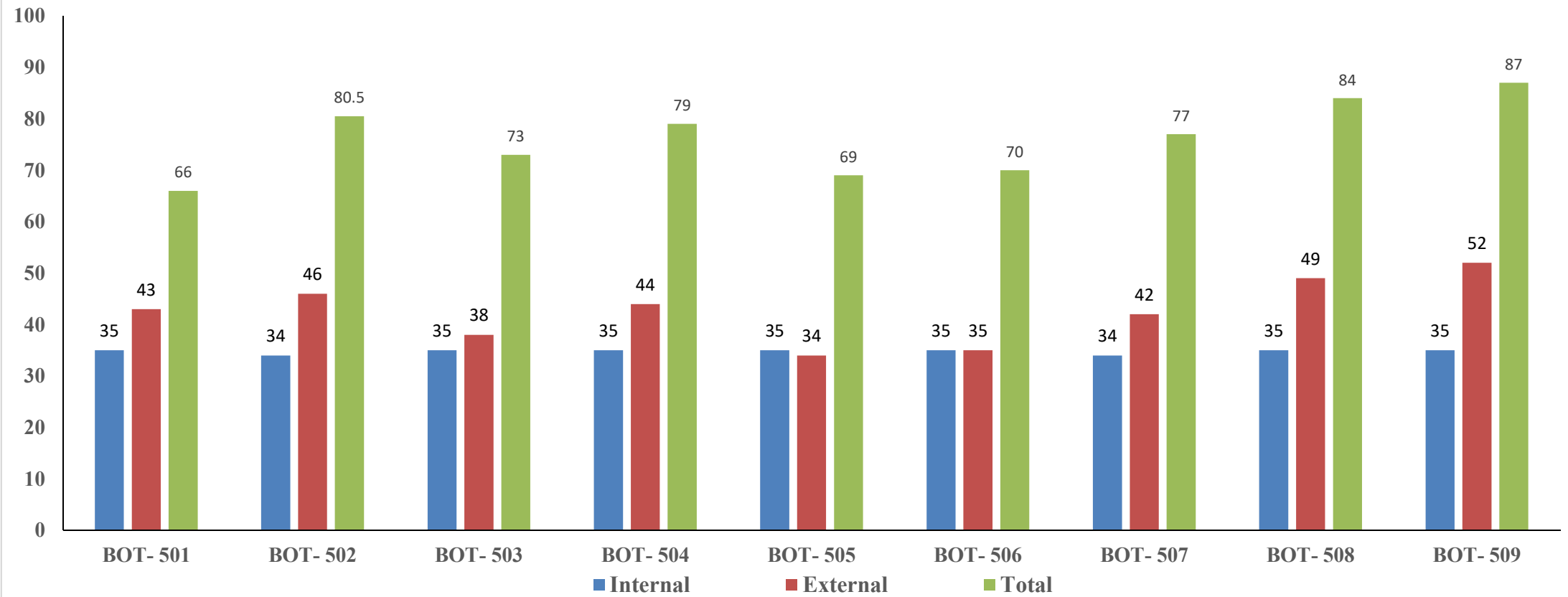
T.Y.B.Sc. ZOO SEM-VI-2022-23



2.6.2 Attainment of POs and COs are evaluated.
2.6.2 Attainment of Programme Outcomes and Course Outcomes are evaluated by the institution. (Mapping and Attainment Sheet)
Department of Botany Academic Year: 2021-22 Class: TYBSc Sem: V Exam: April/May-2022

Sr. No.	Seat Number	PRN No	Name of the Student	BOT- 501			BOT- 502			BOT- 503			BOT- 504			BOT- 505			Bot- 506 (B)			BOT- 507			BOT- 508			BOT- 509			AC
				Int	Ext	Total	Int	Ext	Total	Int	Ext	Total	Int	Ext	Total	Int	Ext	Total	Int	Ext	Total	Int	Ext	Total	Int	Ext	Total	Int	Ext	Total	Total
				40	60	100	40	60	100	40	60	100	40	60	100	40	60	100	40	60	100	40	60	100	40	60	100	40	60	100	100
1	347931	2019015400279955	Chaudhari Pranjal Yashwant	38	31	69	36	44	80	36	37	73	38	41	79	38	33	70	36	32	68	38	42	80	38	52	90	36	54	90	72
2	347932	2019015400285944	Chitte Vaishanavi Anil	32	45	77	34	49	83	38	36	74	36	41	77	32	31	63	38	34	72	32	39	71	36	47	83	36	52	88	74
3	347933	2019015400279897	Girase Harshala Kailas	32	39	71	32	35	67	34	34	68	34	33	67	32	28	60	34	35	69	32	42	74	34	45	79	34	52	86	76
4	347934	2014015400076713	Girase Sukshma Sardarsing	36	57	93	32	55	87	34	46	80	34	59	93	36	45	81	34	44	78	34	46	80	34	50	84	34	52	86	70
5	347935	2019015400287734	Koli Bharati Ramesh	38	42	80	36	47	83	36	35	71	38	46	84	38	31	69	36	38	74	38	47	85	38	52	90	36	54	90	72
6	347936	2018015400320504	Vasave Gorakh Abya	34	44	78	34	49	83	32	42	74	34	45	79	34	39	73	34	29	63	34	41	75	34	49	83	34	51	85	78
			Total	210	258	397	204	279	483	210	230	440	214	265	479	210	207	416	212	212	424	208	257	465	214	295	509	210	315	525	442
			Attainment = Total/Student Number	35	43	66.1667	34	46.5	80.5	35	38.3333	73.3333	35.6667	44.1667	79.8333	35	34.5	69.3333	35.3333	35.3333	70.6667	34.6667	42.8333	77.5	35.6667	49.1667	84.8333	35	52.5	87.5	73.6667

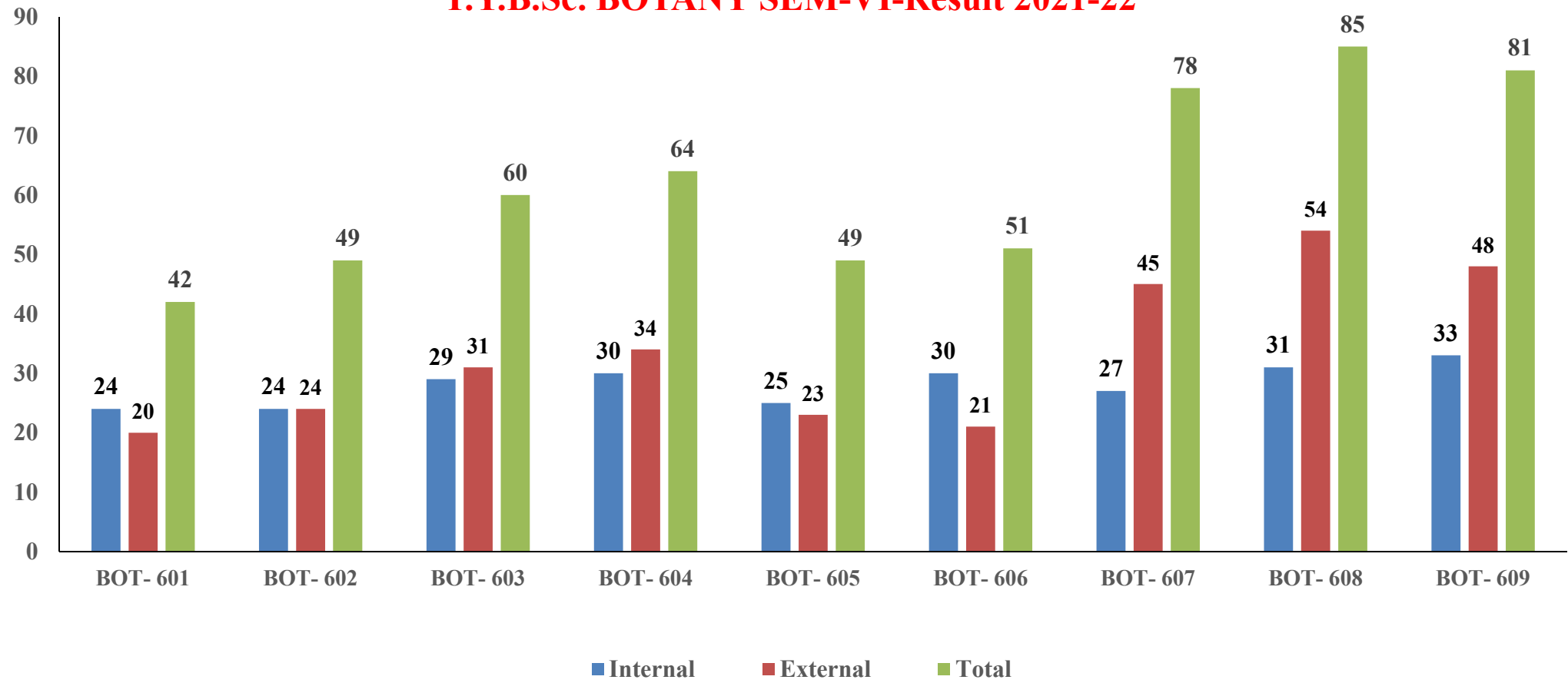
T.Y.B.Sc. BOTANY SEM-V-Result 2021-22



2.6.2 Attainment of POs and COs are evaluated.
2.6.2 Attainment of Programme Outcomes and Course Outcomes are evaluated by the institution. (Mapping and Attainment Sheet)
Department of Botany Academic Year: 2021-22 Class: TYBSc Sem: VI Exam: April/May-2022

Sr. No.	Seat Number	PRN No	Name of the Student	BOT- 601			BOT- 602			BOT- 603			BOT- 604			BOT- 605			Bot- 606 (B)			BOT- 607			BOT- 608			BOT- 609			AC			
				Int	Ext	Total	Int	Ext	Total	Int	Ext	Total	Int	Ext	Total	Int	Ext	Total	Int	Ext	Total	Int	Ext	Total	Int	Ext	Total	Int	Ext	Total	Int	Ext	Total	Total
				40	60	100	40	60	100	40	60	100	40	60	100	40	60	100	40	60	100	40	60	100	40	60	100	40	60	100	40	60	100	40
1	347931	2019015400279955	Chaudhari Pranjali Yashwant	31	25	56	38	33	71	36	41	77	37	44	81	36	30	66	38	27	65	32	48	80	38	55	93	39	45	84	72			
2	347932	2019015400285944	Chitte Vaishnavi Anil	29	24	53	27	32	59	32	40	72	35	39	74	27	32	59	32	28	60	33	50	83	31	49	80	35	44	79	74			
3	347933	2019015400279897	Girase Harshala Kailas	16	0	30	0			32	0	32	32	0	32	16	0	16	31	0	31	20	48	68	31	49	80	34	44	78	70			
4	347934	2014015400076713	Girase Sukshma Sardarsing	9	21	30	9	23	32	8	26	34	8	39	47	9	23	32	9	22	31	17	34	81	17	68	85	17	67	84	72			
5	347935	2019015400287734	Koli Bharati Ramesh	32	27	59	38	31	69	36	40	76	37	43	80	38	30	68	38	26	64	35	50	85	38	55	93	38	46	84	66			
6	347936	2018015400320504	Vasave Gorakh Abya	31	24	55	36	28	64	34	39	73	35	39	74	28	27	55	35	24	59	27	45	72	34	50	84	37	42	79	70			
			Total	148	121	253	148	147	295	178	186	364	184	204	388	154	142	296	183	127	310	164	275	469	189	326	515	200	288	488	424			
			Attainment = Total/Student Number	24.6667	20.1667	42.1667	24.6667	24.5	49.1667	29.6667	31	60.6667	30.6667	34	64.6667	25.6667	23.6667	49.3333	30.5	21.1667	51.6667	27.3333	45.8333	78.1667	31.5	54.3333	85.8333	33.3333	48	81.3333	70.6667			

T.Y.B.Sc. BOTANY SEM-VI-Result 2021-22



2.6.2 Attainment of POs and COs are evaluated.

2.6.2 Attainment of Programme Outcomes and Course Outcomes are evaluated by the institution. (Mapping and Attainment Sheet)

Department of Geography

Academic Year: 2022-23

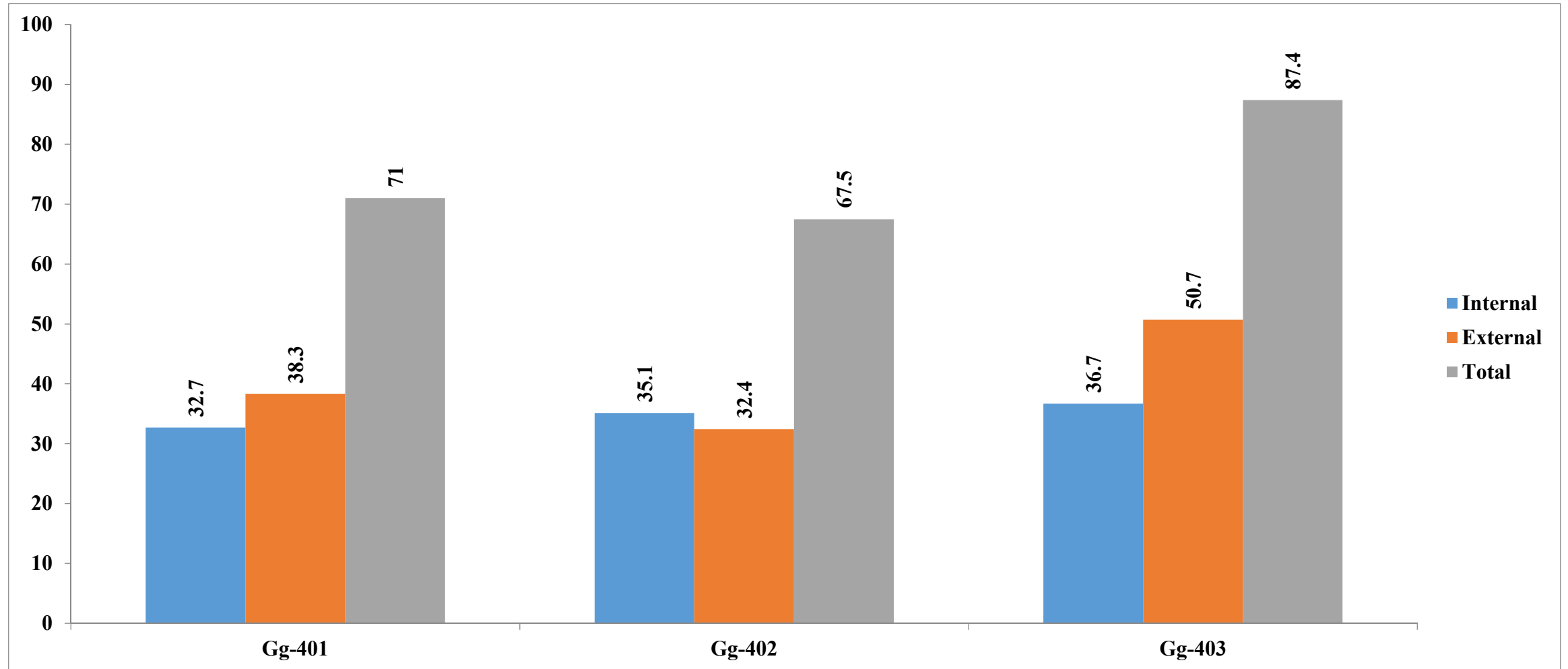
Class: S.Y.B.Sc

Sem: IV

Exam: April-2023

Sr. No.	Seat Number	PRN No	Name of the Student	Gg-401			Gg-402			Gg-403		
				Int	Ext	Total	Int	Ext	Total	Int	Ext	Total
				40	60	100	40	60	100	40	60	100
1	346294	2021015400208042	Maniyar Alfiya Gayas	37	47	84	38	41	79	36	53	89
2	346295	2021015400208081	Maniyar Shaikh Mustakim Shaikh Abbas	18	34	52	30	0	30	35	42	77
3	346296	2021015400210184	Chaudhari Madhuri Dnyaneshwar	36	39	75	32	40	72	37	54	91
4	346297	2021015400210942	Chaudhari Puja Kailas	32	31	63	36	37	73	37	52	89
5	346298	202101540020503	Girase Bhagyashri Shempa	26	42	68	34	34	68	36	48	84
6	346299	2021015400210892	Girase Swatibai Gulabsing	28	46	74	35	28	63	36	47	83
7	346300	2021015400210911	Jagadev Jyoti Vijay	32	35	67	34	28	62	35	48	83
8	346301	2021015400210296	Mali Shakuntala Rajendra	37	42	79	38	41	79	38	54	92
9	346302	2021015400210163	Marathe Savita Vasant	36	52	88	38	37	75	38	53	91
10	346303	2021015400211044	Padvi Dinesh Chiva	34	31	65	37	34	71	37	52	89
11	346304	2021015400221966	Patil Ashwini Sachin	29	52	81	35	34	69	38	46	84
12	346305	2021015400208603	Patil Priyanka Sanjay	38	44	82	34	44	78	36	53	89
13	346306	2021015400210203	Shirasath Nikita Shantilal	35	40	75	35	25	60	37	53	90
14	346307	2021015400216076	Shirasath Priyanka Motilal	34	30	64	38	33	71	38	52	90
15	346308	2021015400210192	Shirasath Sanghamitra Kantilal	37	43	80	34	39	73	37	53	90
16	346309	2021015400210176	Suryvanshi Bhagyashri Gotu	36	43	79	32	35	67	36	52	88
17	346310	2021015400219264	Sutar Kiran Malaram	36	34	70	35	37	72	38	53	91
18	346311	2021015400210996	Thakare Mangila Suresh	34	38	72	38	30	68	37	52	89
19	346312	2021015400214657	Thakare Priyanka Rajendra	30	20	50	35	35	70	36	49	85
20	346313	2021015400217926	Vasave Naina Movasha	29	24	53	34	17	51	37	48	85
			Total	654	767	1421	702	649	1351	735	1014	1749
			Attainment = Total/Student Number	32.7	38.35	71.05	35.1	32.45	67.55	36.75	50.7	87.45

S.Y. B. Sc. – Geography SEM-IV-2022-23 Results



**SATPUDA SHIKSHAN PRASARAK MANDAL'S
VASANTRAO NAIK ARTS, SCIENCE AND
COMMERCE COLLEGE SHAHADA
DIST- NANDURBAR**

PROGRAMME OUTCOMES (POs)

POST GRADUATE (PG)

Science
Chemistry

2.6.2 Attainment of POs and COs are evaluated.

2.6.2 Attainment of Programme Outcomes and Course Outcomes are evaluated by the institution. (Mapping and Attainment Sheet)

Department of Chemistry

Academic Year: 2022-23

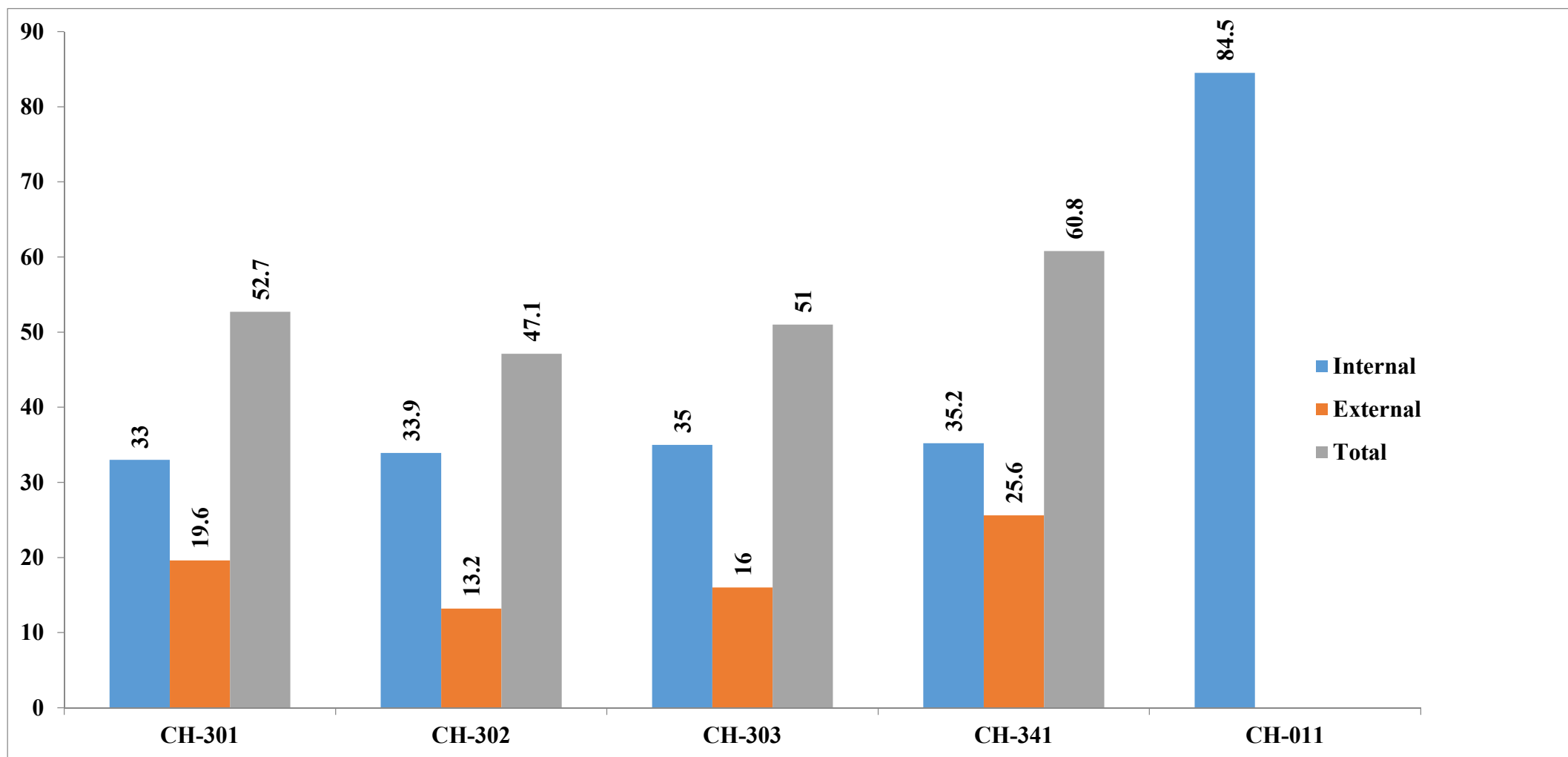
Class: M.Sc. Organic Chemistry

Sem: III

Exam: October/November-2022

Sr. No.	Seat Number	PRN No	Name of the Student	CH- 301			CH- 302			CH- 303			CH- 341			CH- 011
				Int	Ext	Total	Int	Ext	Total	Int	Ext	Total	Int	Ext	Total	Int
				40	60	100	40	60	100	40	60	100	40	60	100	100
1	377054	2018015400201467	Ahire Pawan Bhaidas	36	29	65	37	24	61	34	24	58	38	24	62	82
2	377055	2018015400262557	Ahire Yogita Sanjay	38	26	64	38	24	62	39	26	65	38	24	62	84
3	377056	2018015400262252	Birare Maya Ramesh	28	24	52	24	0	24	22	1	23	25	24	49	79
4	377057	2018015400320817	Girase Jayshri Sanjaysing	39	7	46	36	9	45	39	27	66	37	29	66	89
5	377058	2018015400321697	Khedkar Devashish Anil	32	14	46	33	2	35	30	0	30	37	27	64	80
6	377059	2018015400263971	Koli Gaurav Rajendra	17	9	26	33	10	43	32	3	35	37	25	62	75
7	377060	2018015400291417	Mali Vishal Sanjay	30	24	54	36	24	60	36	24	60	37	33	70	88
8	377061	2018015400175932	Marathe Premraj Sanjay	38	26	64	38	28	66	40	31	71	38	27	65	89
9	377062	2018015400269461	Marnar Manisha Lahanu	28	26	54	24	1	25	28	2	30	35	29	64	74
10	377063	2018015400321523	More Sunil Jamsing	18	10	28	18	26	44	30	2	32	20	26	46	75
11	377064	2018015400321055	Patil Rahul Yuvraj	17	13	30	17	8	25	32	26	58	20	24	44	80
12	377065	2018015400320543	Patil Sarita Bhimrao	39	24	63	38	30	68	40	30	70	38	28	66	85
13	377066	2018015400175232	Pawar Kunal Suresh	38	32	70	38	40	78	37	24	61	38	26	64	87
14	377067	2018015400320396	Rajput Puja Ishwarsing	37	25	62	38	24	62	38	34	72	37	24	61	83
15	377068	2018015400261964	Sali Chetana Narendra	34	26	60	38	5	43	32	24	56	37	24	61	87
16	377069	2018015400320415	Shirsath Gopal Ravindra	37	28	65	38	0	38	39	24	63	38	26	64	91
17	377070	2018015400275272	Shitole Prachi Pramod	39	25	64	37	24	61	40	3	43	38	24	62	92
18	377071	2018015400320825	Solanke Sudarshana Lilachand	39	33	72	37	0	37	39	10	49	37	31	68	90
19	377072	2018015400356523	Sonawane Gopal Chhotu	37	7	44	37	0	37	37	0	37	37	26	63	87
20	377073	2018015400167445	Soni Jayesh Suresh	28	27	55	35	2	37	32	24	56	37	16	53	81
21	377074	2018015400262372	Varma Shibham Nandkishor	39	6	45	38	3	41	40	25	65	38	24	62	89
22	377075	2018015400262445	Varma Sonu Mukesh	35	2	37	38	7	45	33	0	33	37	24	61	90
23	377076	2017015400362693	Wagh Dinesh Ambalal	38	10	48	34	14	48	38	4	42	37	24	61	87
			Total	761	453	1214	780	305	1085	807	368	1175	811	589	1400	1944
			Attainment = Total/Student Number	33.087	19.6957	52.7826	33.913	13.2609	47.1739	35.087	16	51.087	35.2609	25.6087	60.8696	84.52173913

M. Sc. Chemistry-SEM-III-2022-23 Result



2.6.2 Attainment of Programme Outcomes and Course Outcomes are evaluated by the institution. (Mapping and Attainment Sheet)

Department of Chemistry

Academic Year: 2022-23

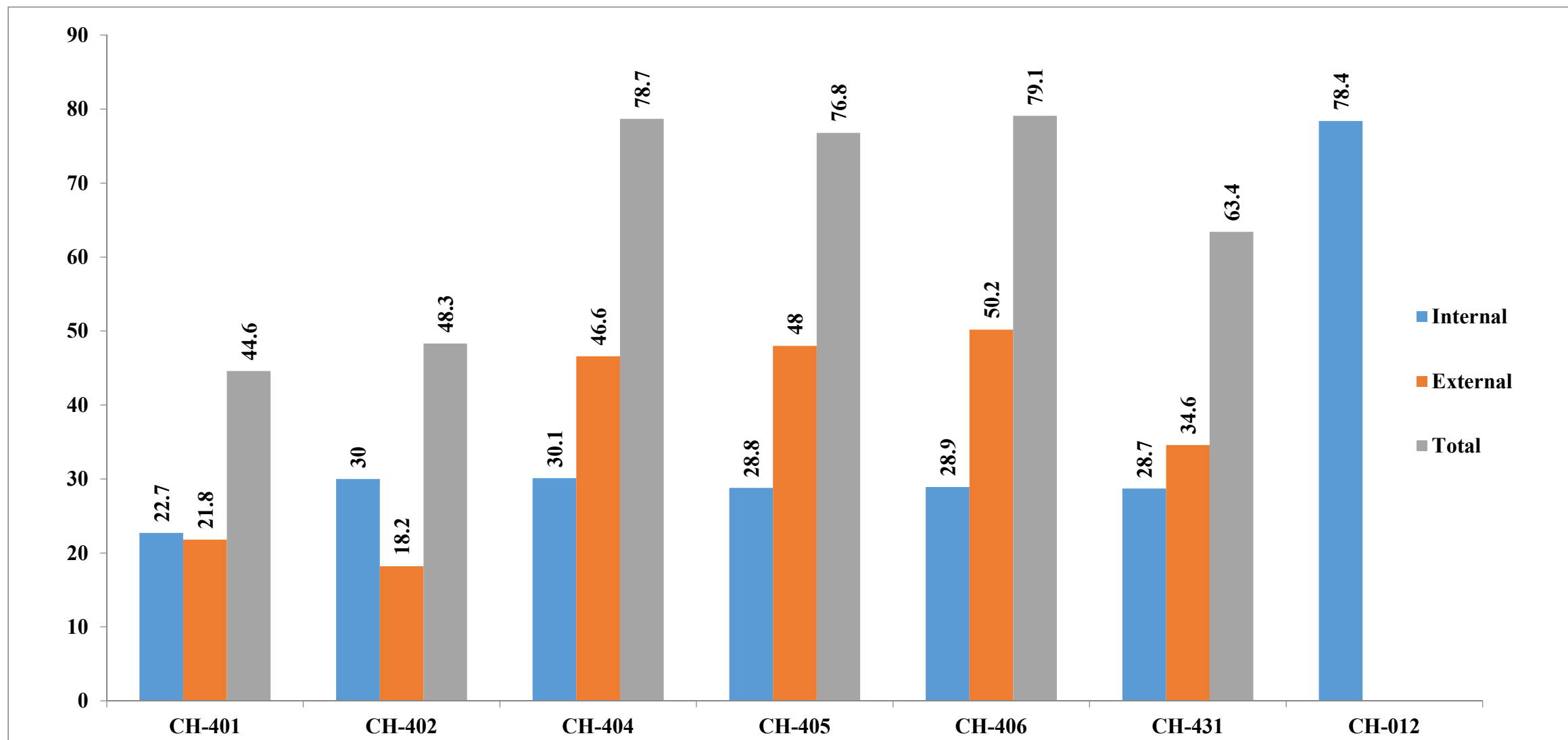
Class: M.Sc. Organic Chemistry

Sem: IV

Exam: April-2023

Sr. No.	Seat Number	PRN No	Name of the Student	CH- 401			CH- 402			CH- 404			CH- 405			CH- 406			CH- 431			CH- 012
				Int	Ext	Total	Int	Ext	Total	Int	Ext	Total	Int	Ext	Total	Int	Ext	Total	Int	Ext	Total	Int
1	377054	2018015400201467	Ahire Pawan Bhaidas	40	60	100	40	60	100	40	60	100	40	60	100	40	60	100	40	60	100	100
2	377055	2018015400262557	Ahire Yogita Sanjay	18	45	63	38	28	66	34	58	92	18	57	75	36	58	94	33	48	81	90
3	377056	2018015400262252	Birare Maya Ramesh	31	50	81	38	24	62	37	52	89	35	53	88	36	47	83	37	50	87	70
4	377057	2018015400320817	Girase Jayshri Sanjaysing	16	12	28	18	4	22	18	40	58	17	42	59	24	45	69	25	14	39	72
5	377058	2018015400321697	Khedkar Devashish Anil	18	24	42	18	4	22	18	40	58	18	40	58	20	45	65	16	10	26	78
6	377059	2018015400263971	Koli Gaurav Rajendra	18	9	27	27	1	28	27	42	69	32	48	80	28	52	80	29	14	43	90
7	377060	2018015400291417	Mali Vishal Sanjay	18	25	43	30	13	43	33	46	79	33	48	79	30	48	78	24	24	48	92
8	377061	2018015400175932	Marathe Premraj Sanjay	21	25	46	29	16	45	33	52	85	31	45	76	29	42	71	23	24	47	90
9	377062	2018015400269461	Marnar Manisha Lahanu	23	31	54	38	39	77	37	54	91	32	54	86	36	58	94	32	54	86	72
10	377063	2018015400321523	More Sunil Jamsing	18	11	29	21	24	45	27	44	71	29	49	78	25	53	78	31	29	60	68
11	377064	2018015400321055	Patil Rahul Yuvraj	18	6	24	18	17	35	18	38	56	21	40	61	18	42	60	17	34	51	74
12	377065	2018015400320543	Patil Sarita Bhimrao	20	0	20	18	16	34	18	38	56	21	40	61	18	45	63	26	42	68	74
13	377066	2018015400175232	Pawar Kunal Suresh	33	25	58	33	29	62	33	58	91	34	56	90	24	57	81	28	43	71	70
14	377067	2018015400320396	Rajput Puja Ishwarsing	31	43	74	38	31	69	37	58	95	38	55	93	36	58	94	38	51	89	84
15	377068	2018015400261964	Sali Chetana Narendra	29	24	53	26	6	32	28	52	80	22	42	64	26	52	78	29	39	68	88
16	377069	2018015400320415	Shirsath Gopal Ravindra	17	33	50	22	10	32	21	42	63	20	45	65	24	42	66	30	39	69	66
17	377070	2018015400275272	Shitole Prachi Pramod	21	24	45	37	30	67	37	52	89	36	53	89	36	52	88	32	41	73	84
18	377071	2018015400275272	Shitole Prachi Pramod	40	13	53	38	24	62	37	54	91	38	55	93	36	55	91	35	31	66	88
19	377072	2018015400320825	Solanke Sudarshana Lilachand	40	36	76	38	24	62	37	54	91	38	55	93	36	55	91	35	31	66	88
20	377073	2018015400356523	Sonawane Gopal Chhotu	18	0	18	32	32	64	31	48	79	31	40	71	29	52	81	24	34	58	58
21	377074	2018015400167445	Soni Jayesh Suresh	18	28	46	31	25	56	31	48	79	19	44	63	28	50	78	29	27	56	86
22	377075	2018015400262372	Varma Shibham Nandkishor	18	24	46	37	14	51	36	54	90	37	50	87	32	54	86	28	26	54	84
23	377076	2018015400262445	Varma Sonu Mukesh	18	3	21	35	3	38	34	52	86	37	52	89	30	53	83	24	42	66	84
23	377076	2017015400362693	Wagh Dinesh Ambalal	18	11	29	31	6	37	32	48	80	38	48	86	28	43	71	34	28	62	54
			Total	524	502	1026	691	420	1111	694	1118	1812	664	1105	1767	665	1156	1821	661	798	1459	1804
			Attainment = Total/Student Number	22.7826	21.8261	44.6087	30.0435	18.2609	48.3043	30.1739	48.6087	78.7826	28.8696	48.0435	76.8261	28.913	50.2609	79.1739	28.7391	34.6957	63.4348	78.43478261

M. Sc. Chemistry-SEM-IV-2022-23 Result



**SATPUDA SHIKSHAN PRASARAK MANDAL'S
VASANTRAO NAIK ARTS, SCIENCE AND
COMMERCE COLLEGE SHAHADA
DIST- NANDURBAR**

PROGRAMME OUTCOMES (POs)

UNDER GRADUATE (UG)

ART'S

Marathi

Hindi

English

Economics

Geography

History

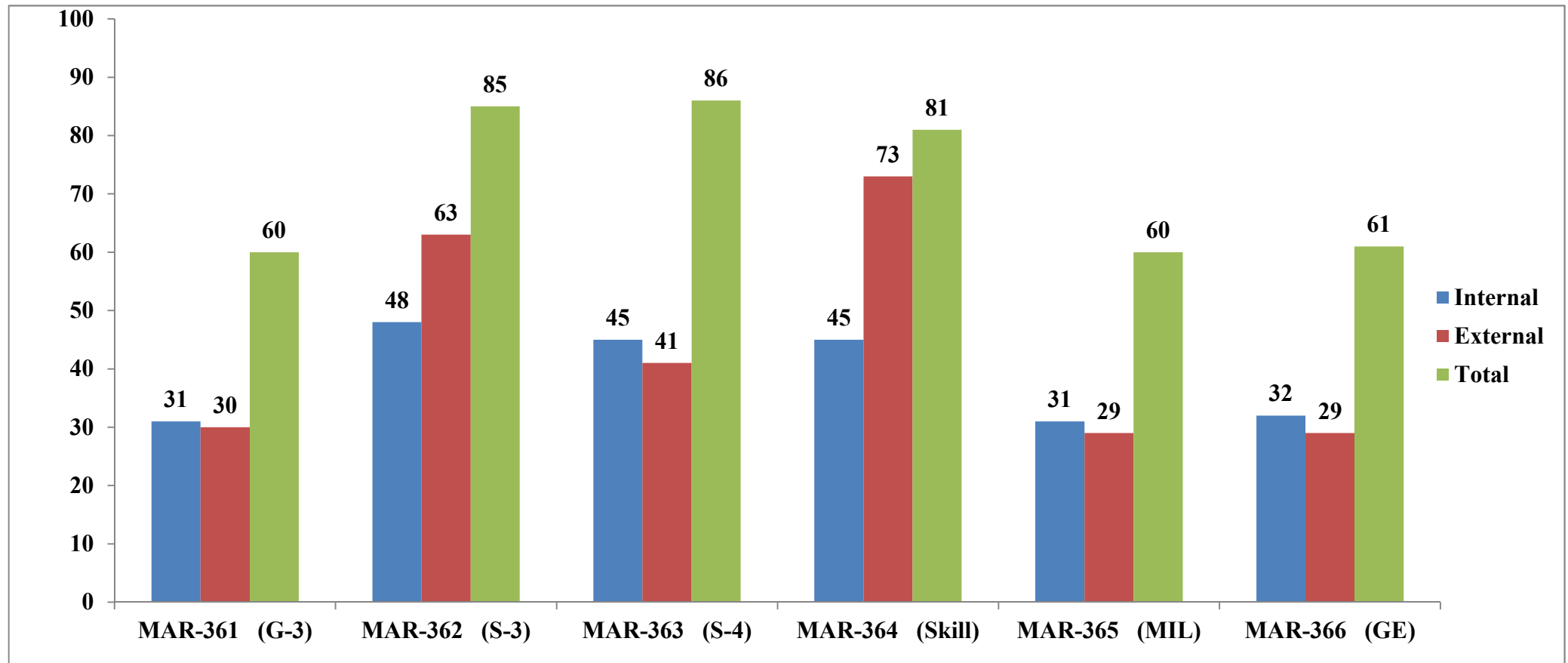
Political Science

Optional English

2.6.2 Attainment of POs and COs are evaluated.
2.6.2 Attainment of Programme Outcomes and Course Outcomes are evaluated by the institution. (Mapping and Attainment Sheet)
Department of Marathi Academic Year: 2022-23 Class: TYBA Sem: VI Exam: April/May-2023

Sr. No.	Seat Number	PRN No	Name of the Student	MAR-361 (G-3)			MAR-362 (S-3)			MAR-363 (S-4)			MAR-364 (Skill)			MAR-365 (MIL)			MAR-366 (GE)		
				Int	Ext	Total	Int	Ext	Total	Int	Ext	Total	Int	Ext	Total	Int	Ext	Total	Int	Ext	Total
				40	60	100	40	60	100	40	60	100	40	60	100	40	60	100	40	60	100
1	150176	2020015400198800	Bhandari Prem meherbaan	30	38	68										25	41	66	33	40	73
2	150177	2020015400199550	Bhandari Vinod Shukla	30	0	30										32	0	32	32	0	32
3	150190	2020015400191110	Chavhan Avinash DaraSingh	24	36	60															
4	150194	2020015400199580	Girase Bhushan Santosh	35	40	75	35	31	66	35	35	71	34	26	60	35	42	77	35	42	77
5	150195	2020015400198080	Girase Deepak Suresh	30	32	62	30	258	55	26	32	58	29	24	53	30	42	72	30	42	72
6	150201	2020015400196010	Jadhav srushti bhavsahab	35	40	75	35	35	70	34	24	58	34	28	62	34	35	69	34	35	69
7	150203	2020015400177150	Kakade Shubham Krishna	31	33	64															
8	150204	2020015400307340	Khedkar Mayur Muralidhar	42	43	85															
9	150210	2020015400199590	Khud ke Himanshu Ishwar	32	0	32	32	0	32	32	0	32	32	0	32	32	0	32	32	0	32
10	150214	2020015400117200	Mali Deepak Mohan	32	64	66	32	24	56	34	32	66	35	30	65						
11	150215	2020015400197800	Mali Gautam Arun	30	37	67										32	49	81	32	49	81
12	150218	2020015400198050	Marathe Saurabh Santosh	32	45	77	32	33	65	36	34	70	24	32	56	32	45	77	32	45	77
13	150227	2020015400180500	Nikumbe Abhay Dilip	30	31	61										24	24	48	24	24	48
14	150235	2020015400198810	Patale Sudesh Deepak	32	34	66										25	29	54	25	29	54
15	150236	2020015400198390	Pathak Pankaj Suresh	30	27	57	31	24	55	33	42	75	32	25	57	30	29	59	30	29	59
16	150243	2020015400213590	Pawar Nandini Dashrath	34	38	72	35	27	62	31	34	65	32	47	79	35	29	64	35	29	64
17	150256	2020015400177110	Pawar Govind Jahjya	32	26	58															
18	150262	2020015400200770	Pawar parshu Dohanya	33	24	57															
19	150267	2020015400180460	Pawar Rohit Manya	32	35	56	34	25	59	33	33	66	30	360	60	33	31	64	33	31	64
20	150270	2020015400197740	Pawar Sachin Fendya	30	38	68										33	38	71	33	38	71
21	150272	2020015400194260	Pawra Satish Aamlal	30	41	71															
22	150273	2020015400194310	Pawra Satish Rajendra	31	25	58															
23	150276	2020015400198830	Pawra Tiger Pratap	33	5	38															
24	150279	2020015400198790	Pawra Yadav shantilal	32	31	63															
25	150285	2020015400180640	Shelte vaishnavi Akiraj	30	33	63										35	34	69	35	34	69
26	150286	2020015400200700	Shinde Vicky Shriram	30	25	55															
27	150296	202001540020691	Thakre Roshni Bhagwan	32	0	32	34	24	58	32	0	32	32	0	32	34	0	34	34	0	34
28	150298	2020015400171990	Thakre Viki Ratilal	32	27	59	33	25	58	24	33	57	30	28	58						
29	150302	20200154003017000	Valvi Deepika Damini	33	33	65															
30	150311	2020015400198130	Vasave Ajay Hunarya	30	25	45	35	25	60	24	33	57	30	25	55						
31	150317	2020015400197790	Vasavi Tejas Ramesh	32	45	77	35	39	74	33	39	72	32	35	67	35	29	65	35	29	65
			Total	981	951	1882	433	570	770	407	371	779	406	660	736	536	497	1034	544	496	1041
			Attainment = Total/Student Number	31.6452	30.6774	60.7097	48.1111	63.3333	85.5556	45.2222	41.2222	86.5556	45.1111	73.3333	81.7778	31.5294	29.2353	60.8235	32	29.1765	61.2353

T.Y.B.A. MARATHI Result -SEM-VI-2022-23



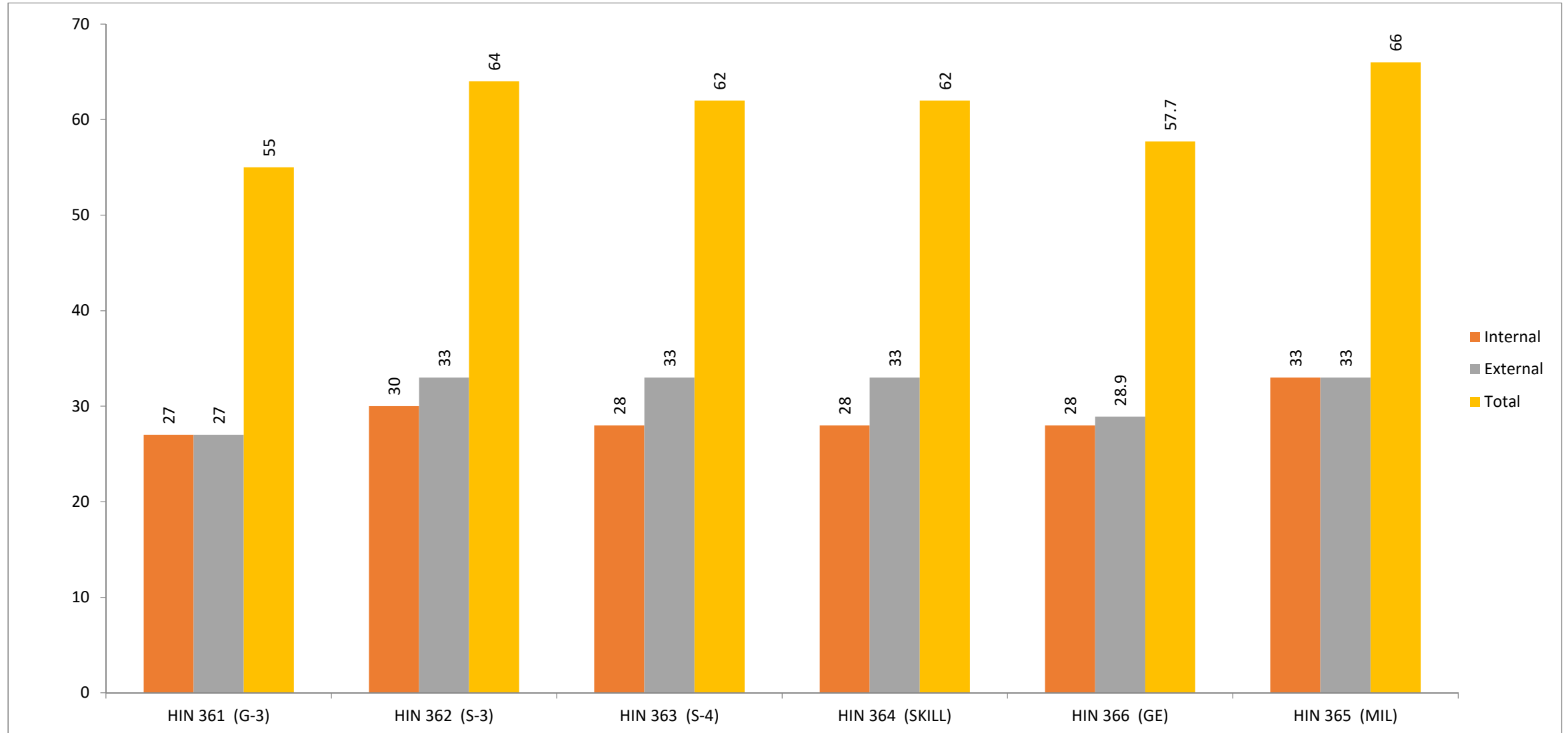
2.6.2 Attainment of POs and COs are evaluated.

2.6.2 Attainment of Programme Outcomes and Course Outcomes are evaluated by the institution. (Mapping and Attainment Sheet)

Department of : Hindi Academic Year: 2022-23 Class: TYBA Sem: VI Exam: April 2023

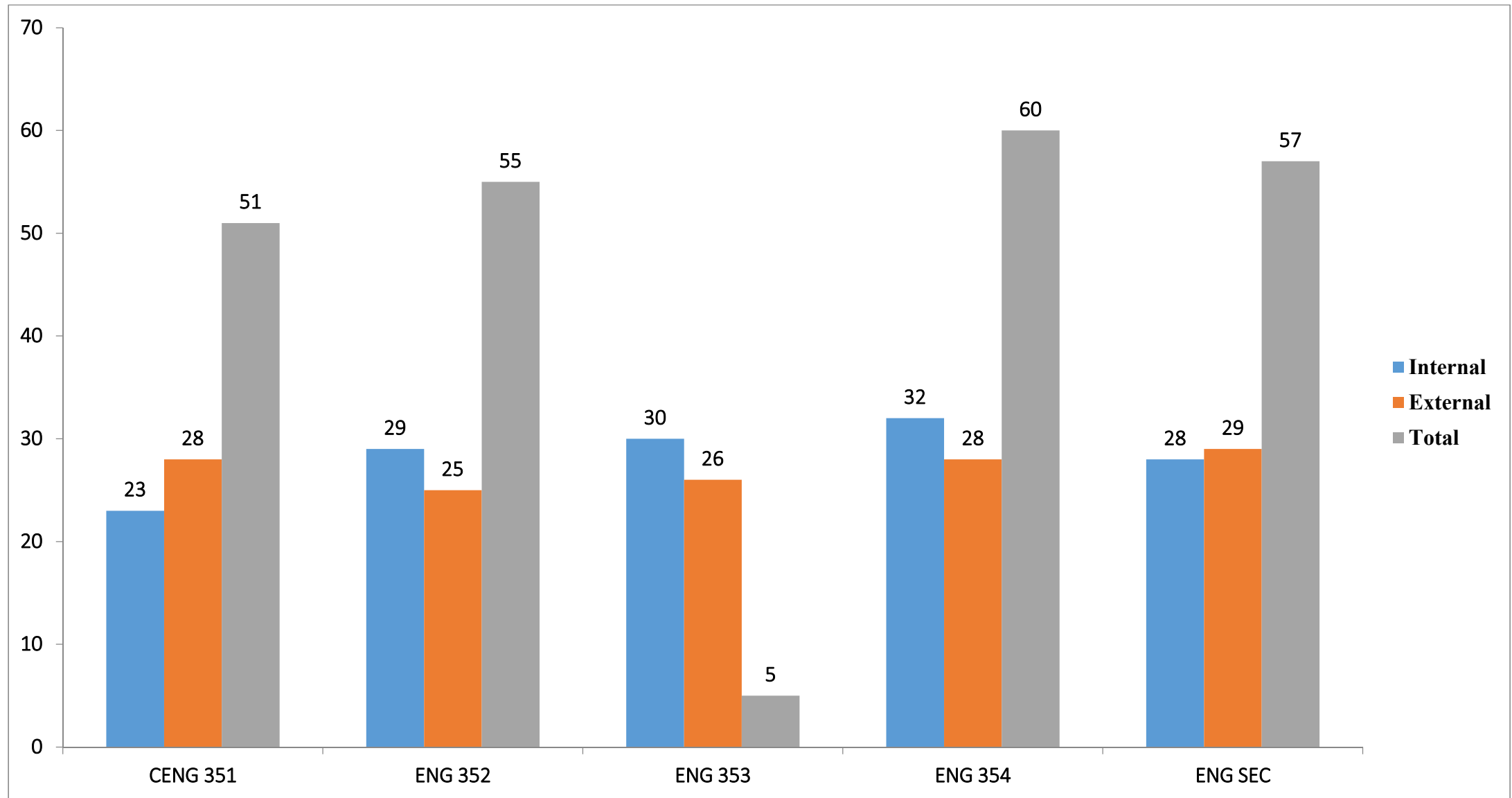
Sr. No.	Seat Number	PRN No	Name of the Student	HIN 361 (G-3)			HIN-362 (S-3)			HIN-363 (S-4)			HIN-354 (SKIL)			HIN-366 (GE)			HIN-365 (MIL)			
				Int	EXT	Total	Int	Ext	Total	Int	Ext	Total	Int	Ext	Total	Int	Ext	Total	Int	Ext	Total	
1	141234	2020015400176440	NIKUMBHE AKSHAY MANGESH	26	28	54																
2	150175	202001540198342	BARELA PUNIM BAJARYA	32	6	38											33	32	65	24	32	56
3	150176	202001540198802	BHANDARI PREM MEHARAWAN	31	28	59																
4	150177	202001540199554	BHANDARI VINOD SUKLAL	26	27	53																
5	150187	202001540199531	CHAVAN MANGESH BHIMSING	32	24	56											36	32	66	25	25	50
6	150200	202001540197837	JADHAV GAYATRI RAJU	26	34	60																
7	150201	202001540196014	JADHAV SRUSHTI BHAUSAHEB	28	33	61																
8	150204	2019015400307340	KHEDKAR MAYUR MURLIDHAR	28	0	20														32	32	64
9	150210	2020015400199590	KUDAKE HIMANSHU ISHWAR	26	27	53																
10	150212	202001540213614	LOHAR KALYANI SANJAY	26	27	53											18	25	43	0	0	0
11	150214	202001540172004	MALI DIPAK MOHAN	25	25	50														34	32	66
12	150215	202001540197806	MALI GAUTAM ARUN	26	29	55																
13	150222	202001540194344	MUKHADE VISHNU VIKRAM	34	30	64	24	33	57	24	32	56	26	35	61	33	33	66	33	33	66	
14	150223	202001540177125	NAGARALE SHASHIKANT BHARAT	33	33	66														34	33	67
15	150228	202001540172735	NIKUMBHE RENUKA PRAKASH	31	40	71																
16	150233	202001540180487	PARADKE SAYSING SAKRYA	32	31	63											34	33	67	34	31	65
17	150235	202001540198817	PATALE SUDESH DIPAK	25	33	58																
18	150236	202001540198396	PATHAK PANKAJ SURESH	26	25	51																
19	150237	202001540201717	PATIL ASHWINI SURESH	34	39	73	39	34	73	30	33	63	25	33	58	24	34	58	34	34	68	
20	150247	202001540176482	PAWAR SUSHIL KAILAS	26	30	56																
21	150249	202001540199546	PAWARA AJAY MANGALYA	31	25	56																
22	150251	202001540194232	PAWARA BHAYSING LALSING	22	27	49											39	31	70	35	25	60
23	150256	202001540177117	PAWARA GOVIND JAHGYA	32	30	62											28	32	60	28	32	60
24	150257	202001540180657	PAWARA GOVIND VISHNU	30	35	65											33	32	65	38	32	70
25	150259	202001540172051	PAWARA JATAN KIDYA	32	25	57											24	32	56	35	32	67
26	150261	202001540180665	PAWARA NILESH UKHA	30	37	67											29	31	60	30	33	63
27	150262	202001540200776	PAWARA PARASU DOHANYA	32	34	66											30	26	56	24	31	55
28	150263	202001540172043	PAWARA PRADIP GIHANSING	0	0	0											0	0	0	0	0	0
29	150265	202001540180425	PAWARA RAHUL RAMESH	33	29	62	29	33	62	31	36	67	35	32	67	30	26	56	31	29	60	
30	150270	202001540197741	PAWARA SACHIN FENDA	30	30	60																
31	150275	2017015400058270	PAWARA SUNIL GULAB	22	26	48											30	25	55	33	25	58
32	150278	2020015400194300	PAWARA VISHAL RAMESH	31	29	60											35	32	67	31	32	63
33	150284	202001540172743	SAMUDRE ARCHANA PRAKASH	22	29	58											24	32	56	29	32	61
34	150285	202001540180642	SHELTE VAISHNAVI AKHIRAJ	32	33	65																
35	150302	202001540307033	VALVI DIPIKA DAMNYA	32	39	71														24	24	48
36	150309	202001540180626	VALVI PUNAM SURESH	32	33	65											30	32	62	35	32	67
37	150314	202001540177091	VASAVE DILWARSING RELYA	26	26	52											36	31	67	32	32	64
38	150315	202001540172727	VASAVE KAPIL PURYA	27	0	27											25	25	50	29	22	51
39	150316	202001540194321	VASAVE RULYA WANGRYA	25	40	65											35	32	67	24	32	56
40	150317	202001540197795	VASAVE TEJAS RAMESH	25	36	61																
			Total	1119	1112	2230	92	100	192	85	101	186	86	100	186	606	608	1212	708	697	1405	
			Attainment = Total/Student Number	27.975	27.8	55.75	30.6667	33.3333	64	28.3333	33.6667	62	28.6667	33.3333	62	28.8571	28.9524	57.7143	33.7143	33.1905	66.9048	

T.Y.B.A. HINDI -SEM-VI-2022-23 Results



73	150278	2020015400194300	Pawara Vishal R.	24	28	52														
74	150279	2020015400198790	Pawara Yadav S.	24	28	52														
75	150281	2020015400177160	Ramraje Dattu N.	34	43	77	34	27	61	32	29	61	32	24	56	32	30	62		
76	150283	2020015400172750	Salve Payal A.	35	35	70														
77	150284	2020015400172740	Samudre Archana P	6	35	43														
78	150285	2020015400180640	Shelte Vaishnavi A.	30	32	62														
79	150286	2020015400200700	Shinde Vikki S.	7	30	37														
80	150289	2020015400309970	Solanki Suresh I.	30	29	59														
81	150295	2020015400196090	Thakare Ravindra R	17	29	46														
82	150296	2020015400201690	Thakare Roshani B.	24	30	54														
83	150298	2020015400171990	Thakare Vikky R.	5	29	34														
84	150302	2020015400307030	Valvi Dipika D.	29	30	59														
85	150304	2020015400308200	Valvi Madan B.	25	30	55														
86	150309	2020015400180620	Valvi Punam S.	30	29	59														
87	150311	2020015400198130	Vasave Ajay H.	0	28	28														
88	150312	2020015400307310	Vasave Akash G.	11	27	38														
89	150314	2020015400177690	Vasave Dilwarsing R	31	29	60														
90	150315	2020015400172720	Vasave Kapil P.	8	28	36														
91	150316	2020015400194320	Vasave Rulya W.	24	29	53														
92	150317	2020015400197790	Vasave Tejas R.	24	28	52														
93	151292	2020015400288680	Pawara Shriram G.	28	31	59														
			Total	2168	2611	4784	148	127	275	151	132	283	160	144	304	142	149	289		
			Attainment = Total/Student Number	23.31182796	28.07526882	51.44086022	29.6	25.4	55	30.2	26.4	56.6	32	28.8	60.8	28.4	29.8	57.8		

T.Y.B.A. ENGLISH -SEM-VI-2022-23 Results



2.6.2 Attainment of POs and COs are evaluated.

2.6.2 Attainment of Programme Outcomes and Course Outcomes are evaluated by the institution. (Mapping and Attainment Sheet)

Department of Economics

Academic Year: 2022-23

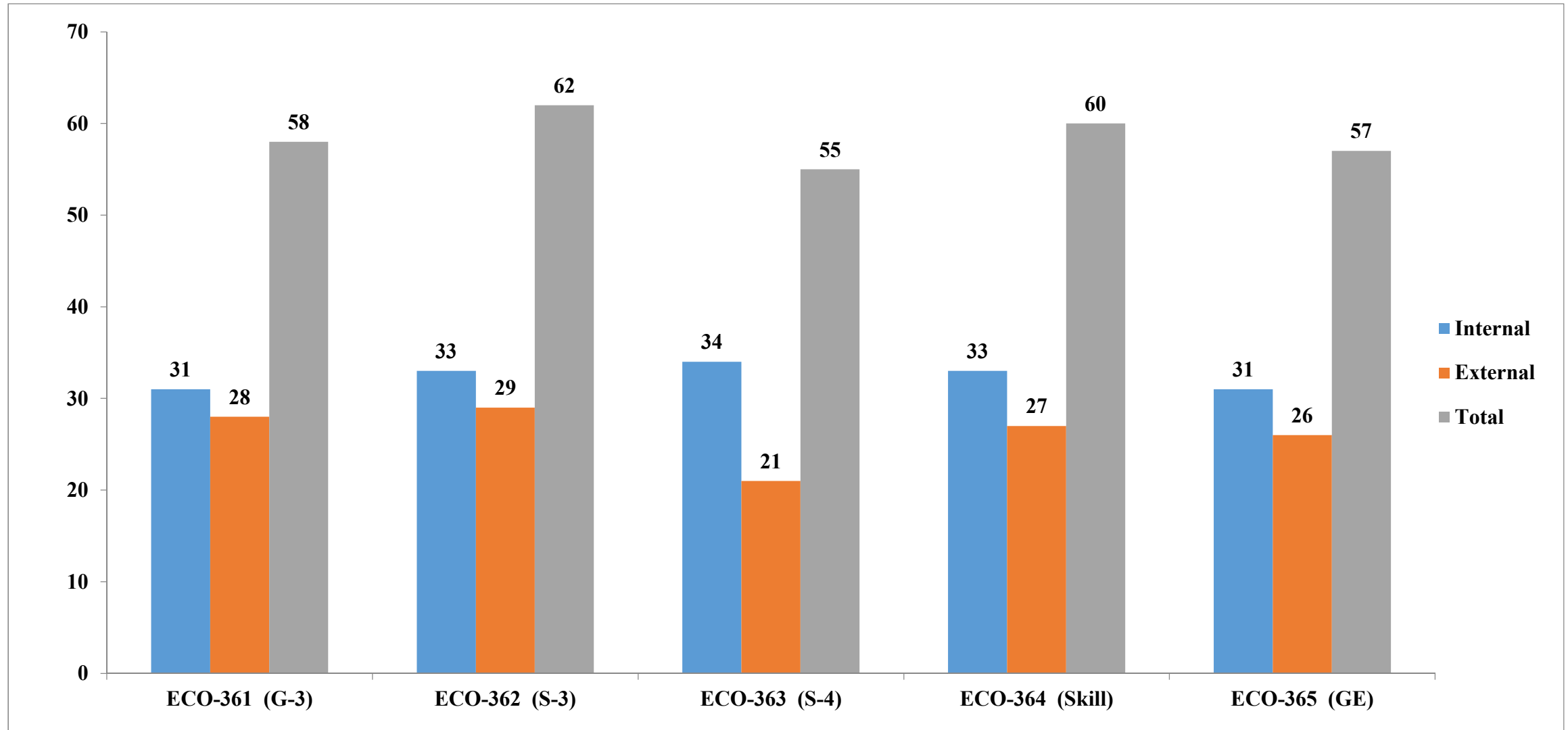
Class: TYBA

Sem: VI

Exam: April/May-2023

Sr. No.	Seat Number	PRN No	Name of the Student	ECO-361 (G-3)			ECO-362 (S-3)			ECO-363 (S-4)			ECO-364 (Skill)			ECO-365 (GE)		
				Int	Ext	Total	Int	Ext	Total	Int	Ext	Total	Int	Ext	Total	Int	Ext	Total
				40	60	100	40	60	100	40	60	100	40	60	100	40	60	100
1	150175	2020015400198342	BARELA PUNIM BAJRYA	28	Ab	28	30	Ab	30	30	Ab	30	32	27	59	30	0	30
2	150177	2020015400199554	BHANDARI VINOD SUKALAL	28	Ab	28	31	25	56	32	Ab	32	30	Ab	30	31	30	61
3	150178	2020015400197822	BHAT AKANKSHA DILIP	34	45	79												0
4	150182	2020015400181131	BIDKAR SWATI PANDIT	32	30	62												0
5	150194	2020015400199585	GIRASE BHUSHAN SANTOSH	34	42	76										32	46	78
6	150195	2020015400198083	GIRASE DIPAK SURESH	30	24	54												0
7	150200	2020015400197837	JADHAV GAYATRI RAJU	34	45	79	35	43	78	36	31	67	34	54	88	34	24	58
8	150221	2020015400196014	JADHAV SRUSHTI BHAUSAHEB	34	34	68										32	24	56
9	150215	2020015400197806	MALI GAUTAM ARUN	32	34	66	32	8	40	32	31	63	31	24	55	30	24	54
10	150228	2020015400172735	NIKUMBHE RENUKA PRAKASH	34	33	67	34	48	82	36	34	70	36	34	70	32	46	78
11	150236	2020015400198396	PATHAK PANKAJ SURESH	30	24	54										32	6	38
12	150237	2020015400201717	PATIL ASHVINI SURESH	32	37	69										30	30	60
13	150258	2020015400194294	PAWARA HARSINGH REHANJYA	30	33	63												0
14	150275	2017015400058274	PAWARA SUNIL GULAB	30	32	62												0
15	150284	2020015400172743	SAMUDRE ARCHANA PRAKASH	34	42	46	34	33	67	36	26	62	36	26	62	33	41	74
16	150295	2020015400196092	THAKARE RAVINDRE RAJU	34	33	67	35	46	81	36	25	61	36	25	61	34	17	51
17	150311	2020015400198133	VASAVE AJAY HUNRYA	30	Ab	30												0
18	150317	2020015400197795	VASAVE TEJAS RAMESH	30	24	54										31	24	55
			Total	570	512	1052	231	203	434	238	147	385	235	190	425	381	312	693
			Attainment = Total/Student Number	31.6667	28.4444	58.4444	33	29	62	34	21	55	33.5714	27.1429	60.7143	31.75	26	57.75

T.Y.B.A. ECONOMICS -SEM-VI-2022-23 Results



2.6.2 Attainment of POs and COs are evaluated.

2.6.2 Attainment of Programme Outcomes and Course Outcomes are evaluated by the institution. (Mapping and Attainment Sheet)

Department of Geography

Academic Year: 2022-23

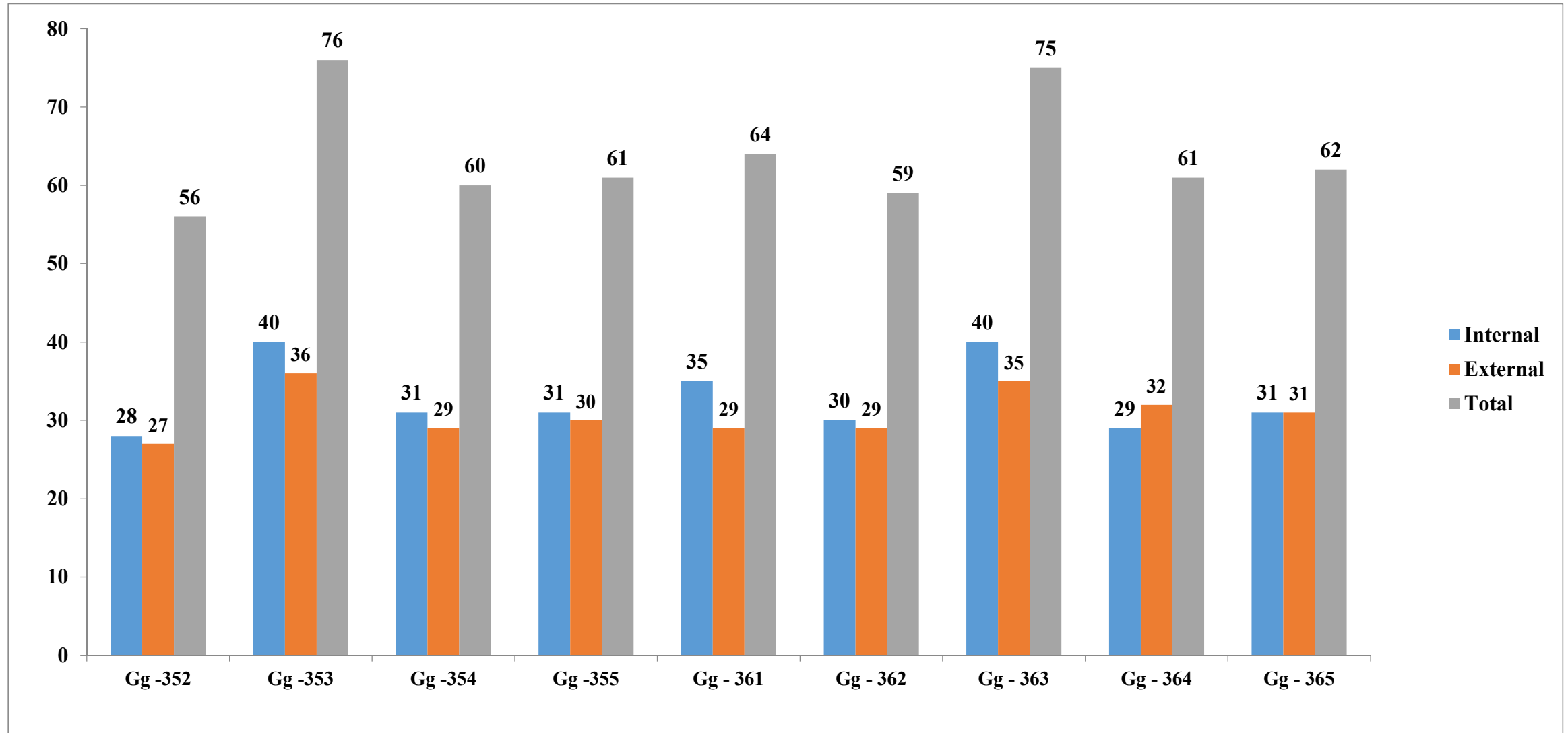
Class: TYBA

Sem: VI

Exam: April/May-2023

Sr.No	Seat Number	PRN Number	Name of the student	Gg352(851502)			Gg353 (851503)			Gg354 (851507)			Gg355 (851590)			Gg361 (861511)			Gg362 (861502)			Gg363 (861503)			Gg364 (861507)			Gg365 (861509)		
				Int. 40	Ext.60	Total	Int. 40	Ext.60	Total	Int. 40	Ext.60	Total	Int. 40	Ext.60	Total	Int. 40	Ext.60	Total	Int. 40	Ext.60	Total	Int. 40	Ext.60	Total	Int. 40	Ext.60	Total	Int. 40	Ext.60	Total
1	150187	2020015400199530	CHAVAN MANGESH BHIMSING	33	2	35	35	49	84	34	25	59	33	27	60	31	16	47	32	14	46	33	50	83	32	25	57	34	24	58
2	150190	2020015400181110	CHAVAN AVINASH DARASING	33	29	62	35	55	90	35	27	62	33	33	66	32	16	48	33	39	72	36	49	85	31	50	81	35	40	75
3	150193	2020015400176510	FAKIR ARBAJSHAHA SAJIDSHAHA	33	29	62	35	55	90	35	27	62	33	33	66	32	16	48	33	39	72	36	49	85	31	50	81	35	40	75
4	150204	2019015400307340	KHEDKAR MAYUR MURLIDHAR	34	28	62	34	55	89	34	30	64	35	35	70	34	39	73	34	29	63	35	52	87	33	33	66	34	30	64
5	150212	2020015400213610	LOHAR KALYANI SANJAY	32	24	56	34	0	34	33	24	57	34	29	63	26	14	40	28	24	52	34	0	34	29	24	53	35	14	49
6	150223	2020015400177120	NAGRALE SHSHIKANT BHARAT	33	30	63	36	51	87	33	28	61	34	34	68	34	49	83	34	33	67	34	48	82	33	35	68	35	35	70
7	150233	2020015400180480	PARADKE SAYSING SAKRYA	24	34	58	53	36	89	24	34	58	28	35	63	33	34	67	34	34	68	51	34	85	40	34	74	27	35	62
8	150257	2020015400180650	PAWARA GOVIND VISHNU	25	34	59	53	34	87	40	35	75	28	34	62	45	31	76	26	33	59	51	36	87	35	32	67	42	36	78
9	150258	2020015400194290	PAWARA HARSING REHANJYA	27	34	61	49	36	85	24	35	59	31	34	65	30	32	62	29	33	62	46	36	82	30	32	62	33	35	68
10	150278	2020015400194300	PAWARA VISHAL RAMESH	24	34	56	52	35	67	36	36	72	25	33	58	41	32	73	39	32	71	51	33	84	34	32	66	24	35	59
11	150283	2020015400172750	SALVE PAYAL ASHOK	40	35	75	57	34	91	44	35	79	44	35	79	42	35	77	27	35	62	56	37	93	33	35	68	40	37	77
12	150312	2019015400307310	VASAVE AAKASH GANPAT	25	37	62	53	36	89	42	37	79	40	35	75	30	32	62	33	34	67	52	37	89	24	35	59	27	37	64
13	150314	2020015400177090	VASAVE DILWARSING RELYA	40	32	72	40	36	84	34	34	68	39	32	71	45	34	79	42	34	76	43	34	77	39	35	74	42	36	78
14	150315	2020015400172720	VASAVE KAPIL PURYA	25	33	58	40	36	76	24	34	58	29	32	61	24	30	54	29	32	61	47	34	81	24	29	53	28	34	62
15	150316	2020015400194320	VASAVE RULYA WANGRYA	0	0	0	0	0	0	0	0	0	0	0	0	47	34	81	0	0	0	0	0	0	0	0	0	0	0	0
			Total	428	415	841	606	548	1142	472	441	913	466	461	927	526	444	970	453	445	898	605	529	1134	448	481	929	471	468	939
			Attainment = Total/Student Number	28.5333333	27.6667	56.0667	40.4	36.5333	76.1333	31.4667	29.4	60.8667	31.0667	30.7333	61.8	35.0667	29.6	64.6667	30.2	29.6667	59.8667	40.3333	35.2667	75.6	29.8667	32.0667	61.9333	31.4	31.2	62.6

T.Y.B.A. GEOGRAPHY -SEM-V & VI-2022-23 Results



2.6.2 Attainment of POs and COs are evaluated.

2.6.2 Attainment of Programme Outcomes and Course Outcomes are evaluated by the institution. (Mapping and Attainment Sheet)

Department of : History

Academic Year: 2022-23

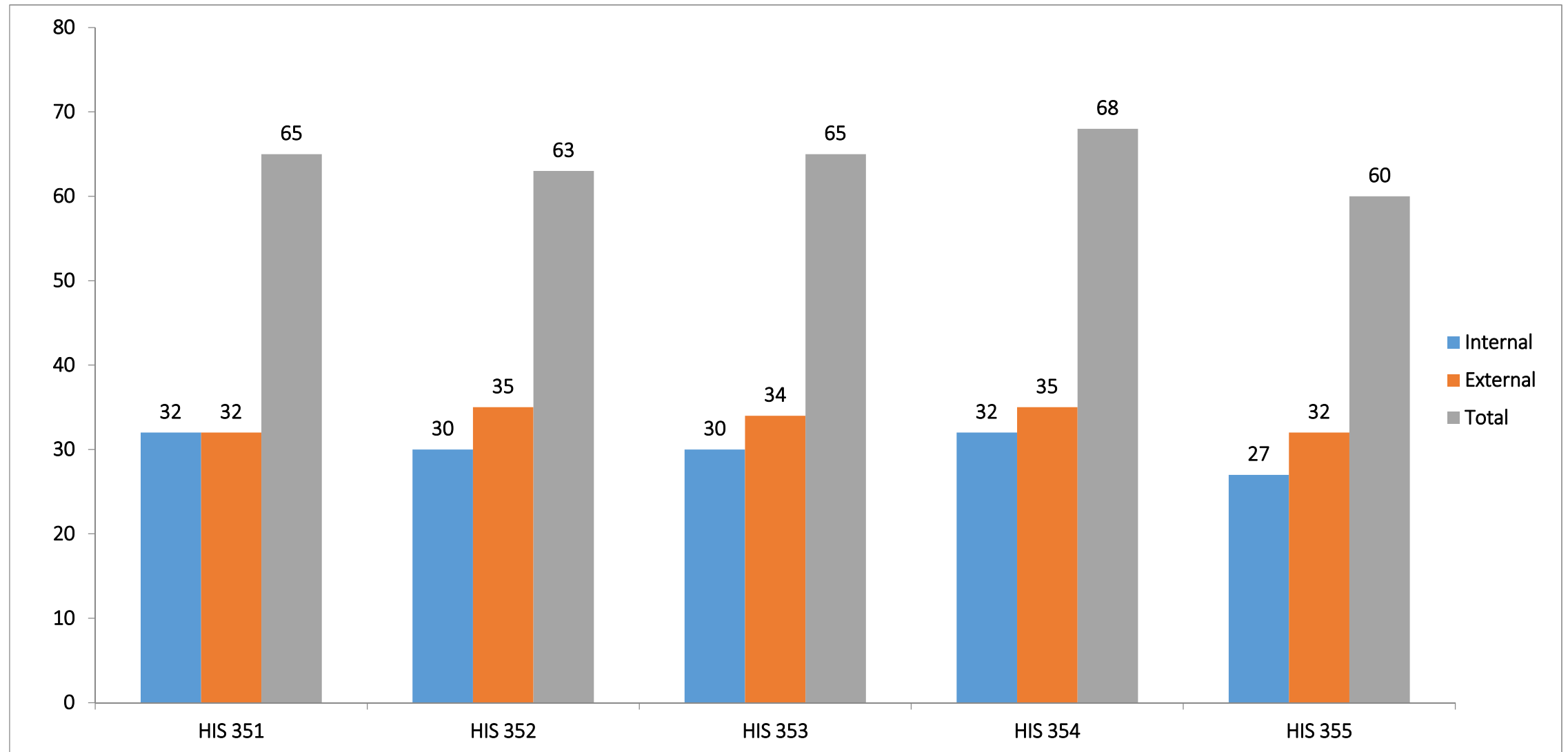
Class: TYBA

Sem: VI

Exam: April 2023

Sr. No.	Seat Number	PRN No	Name of the Student	HIS 351			HIS 352			HIS 353			HIS 354			HIS 355		
				CA	UA	Total	CA	UA	Total	CA	UA	Total	CA	UA	Total	CA	UA	Total
1	150203	202001540177156	Kakde Shubham K.	32	41	73	30	32	64	26	30	56	30	42	72	30	34	64
2	150251	202001540194232	Pawara Bhaysing L.	35	43	78	30	36	66	30	43	73	35	44	79	26	30	56
3	150256	202001540177117	Pawara Govind J.	32	32	64	30	30	60	30	34	64	34	38	72	28	30	58
4	150259	202001540172051	Pawara Jatan K.	35	30	65	30	36	66	30	39	69	30	36	66	25	34	59
5	150261	202001540180665	Pawara Nilesh U.	35	30	65	30	64	64	31	34	65	35	37	72	20	30	54
6	150262	202001540200776	Pawara Parashu D.	35	30	65	30	35	65	25	31	56	32	34	66	25	32	57
7	150263	202001540172043	Pawara Pradip G.	35	25	60	25	30	55	30	31	61	31	31	62	25	32	57
8	150273	202001540194313	Pawara Satish R.	27	28	56	26	31	57	30	38	68	28	32	60	28	28	56
9	150276	202001540198833	Pawara Taygar P.	30	34	64	30	30	60	28	30	58	35	35	70	26	31	57
10	150279	202001540198791	Pawara Yadav S.	32	30	62	34	34	68	32	35	67	35	35	70	32	31	63
11	150286	202001540200706	Shinde Vikki S.	29	28	57	27	27	54	30	36	66	30	30	60	26	29	52
12	150302	202001540307033	Valvi Dipika D.	32	38	70	28	32	60	38	32	70	30	30	60	35	36	71
13	150309	202001540180626	Valvi Punam S.	35	36	71	35	45	80	35	40	75	34	35	69	35	40	75
14	150316	202001540194321	Vasave Rulya W.	35	25	60	35	40	75	30	32	62	35	39	74	30	32	62
Total				459	450	910	420	502	894	425	485	910	454	498	952	391	449	841
Attainment = Total/Student Number				32.785714	32.142857	65	30	35.857143	63.857143	30.357143	34.642857	65	32.428571	35.571429	68	27.928571	32.071429	60.071429

T.Y.B.A. HISTORY-SEM-VI-2022-23 Results



2.6.2 Attainment of POs and COs are evaluated.

2.6.2 Attainment of Programme Outcomes and Course Outcomes are evaluated by the institution. (Mapping and Attainment Sheet)

Department of : Political Science

Academic Year: 2022-23

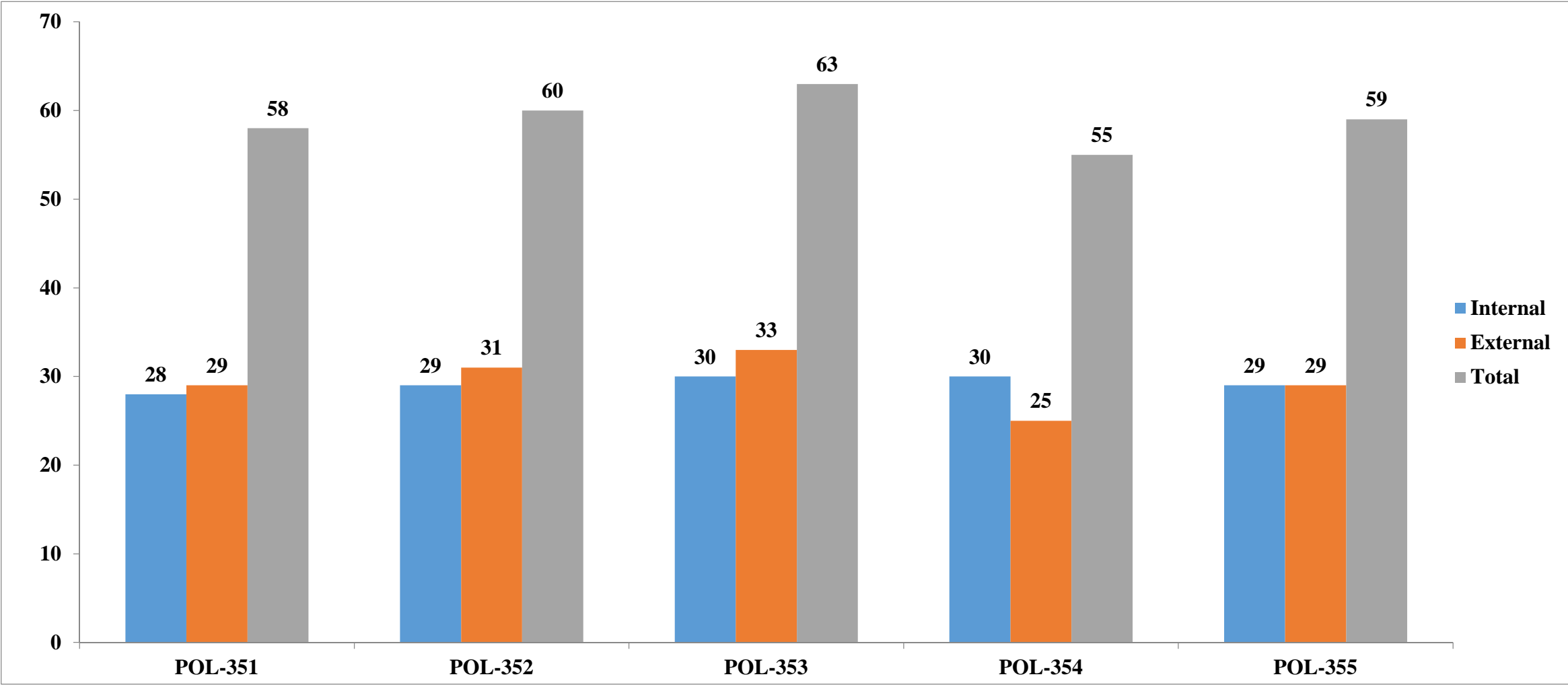
Class: TYBA

Sem: VI

Exam: April 2023

Sr. No.	Seat Number	PRN No	Name of the Student	POL 351			POL 352			POL 353			POL 354			POL 355		
				Int	Ext	Total	Int	Ext	Total	Int	Ext	Total	Int	Ext	Total	Int	Ext	Total
				40	60	100	40	60	100	40	60	100	40	60	100	40	60	100
1	141234	2020015400176440	Nikumbe Akshay M.	27	51	78	27	24	51	28	37	65	28	24	52	28	28	56
2	150176	2020015400198800	BHANDARI PREM M.	29	44	73	29	43	72	30	47	77	29	37	66	30	35	65
3	150178	2020015400197820	BHAT AAKANSHA D.	33	32	65												
4	150179	2020015400198070	Bhil Ramesh S.	30	24	54	28	41	69	28	43	71	28	25	53	29	32	61
5	150182	2020015400181130	BIDKAR SWITI PANDIT	28	24	52												
6	150213	2020015400176620	Mahire Rahul Y.	27	27	54	30	35	65	30	33	63	28	28	56	29	32	61
7	150235	2020015400198810	PATLE SUDESH D.	28	30	58	31	40	71	32	27	59	32	33	65	31	34	65
8	150245	2020015400197700	Pawar Sagar H.	31	41	72	33	37	70	33	33	66	34	30	64	33	40	73
9	150248	2020015400184110	Pawara Ajay B.	28	40	68	28	40	68	28	30	58	30	30	60	26	34	60
10	150249	2020015400199540	Pawara Ajay M.	30	0	30	29	0	29	29	39	68	29	0	29	28	0	28
11	150267	2020015400180460	PAWARA ROHIT M.	27	27	54												
12	150270	2020015400197740	PAWARA SACHIN F.	30	31	61	27	27	54	30	24	54	32	17	49	30	24	54
13	150272	2020015400194260	PAWARA SATISH A.	29	31	60	30	34	64	30	35	65	30	35	65	31	41	72
14	150275	2020015400158270	PAWARA SUNUL G.	26	31	57	28	28	56	32	29	61	31	31	62	28	32	60
15	150281	2020015400177160	RAMRAJE DATTU N.	30	30	60												
16	150283	2020015400172750	Salve Payal A.	30	35	65												
17	150285	2020015400180640	SHELTE VAISHNAVI A.	28	32	60	29	24	53	30	24	54	32	17	49	30	24	54
18	150298	2020015400171990	THAKARE VIKKI R.	29	0	29												
19	150286	2020015400200700	Shinde Vikki S.	29	28	57												
20	150295	2020015400196090	Thakare Ravindra R.	29	31	60												
			Total	578	589	1167	349	373	722	360	401	761	363	307	670	353	356	709
			Attainment = Total/Student Number	28.9	29.45	58.35	29.08333	31.08333	60.16667	30	33.41667	63.41667	30.25	25.58333	55.83333	29.41667	29.66667	59.0833

T.Y.B.A. POLITICAL SCIENCE-SEM-VI-2022-23 Result



**SATPUDA SHIKSHAN PRASARAK MANDAL'S
VASANTRAO NAIK ARTS, SCIENCE AND
COMMERCE COLLEGE SHAHADA
DIST- NANDURBAR**

PROGRAMME OUTCOMES (POs)

UNDER GRADUATE (PG)

ART'S

Marathi

2.6.2 Attainment of POs and COs are evaluated.

2.6.2 Attainment of Programme Outcomes and Course Outcomes are evaluated by the institution. (Mapping and Attainment Sheet)

Department of Marathi

Academic Year: 2022-23

Class: MA

Sem: IV

Exam: April/May-2023

Sr. No.	Seat Number	PRN No	Name of the Student	MAR-401			MAR-402			MAR-403			MAR-404			PR
				Int	Ext	Total	Int	Ext	Total	Int	Ext	Total	Int	Ext	Total	Total
				40	60	100	40	60	100	40	60	100	40	60	100	100
1	164663	2017015400049120	Kokani Sapana Gavarlal	36	47	83	36	38	74	36	51	87	36	35	71	78
2	164664	2017015400049110	Kokani Shital Sitaram	36	35	71	36	49	85	36	45	81	36	40	76	78
3	164665	2016015400205930	Rokade Gopal Suresh	34	0	34	34	0	34	34	0	34	34	0	34	70
			Total	106	82	188	106	87	193	106	96	202	106	75	181	226
			Attainment = Total/Student Number	35.3333	27.3333	62.6667	35.3333	29	64.3333	35.3333	32	67.3333	35.3333	25	60.3333	75.3333

M.A. MARATHI -SEM-IV-2022-23 Results

